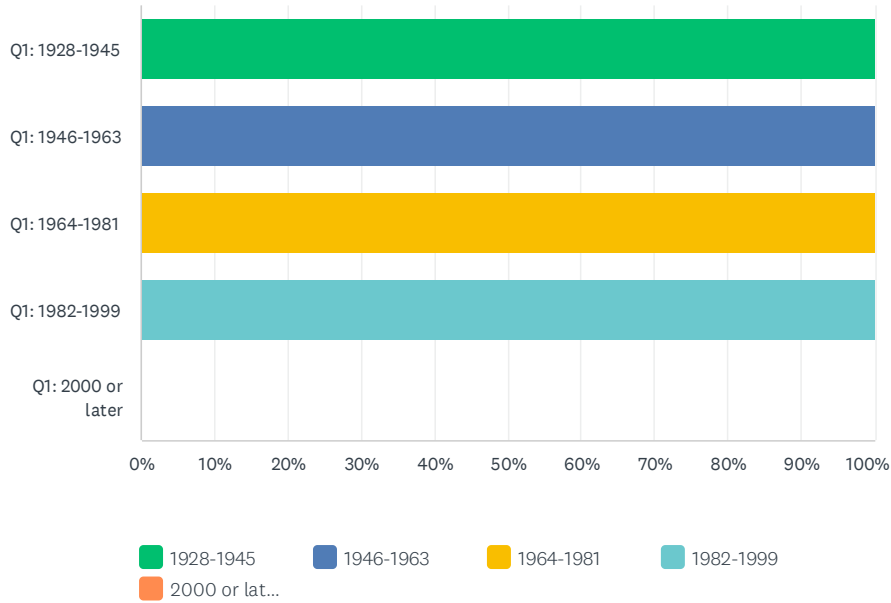


### Q1 When were you born?

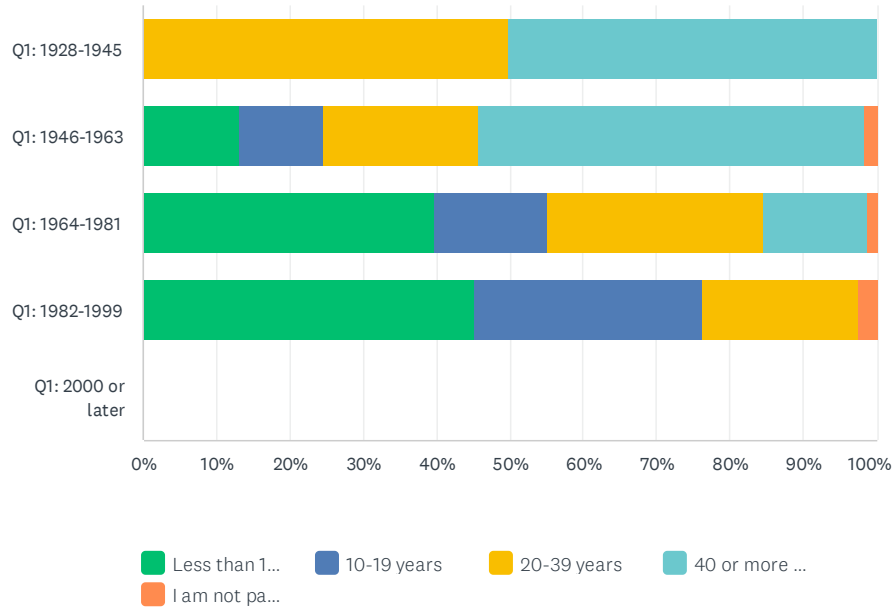
Answered: 183 Skipped: 0



	1928-1945	1946-1963	1964-1981	1982-1999	2000 OR LATER	TOTAL
Q1: 1928-1945	100.00% 2	0.00% 0	0.00% 0	0.00% 0	0.00% 0	1.09% 2
Q1: 1946-1963	0.00% 0	100.00% 61	0.00% 0	0.00% 0	0.00% 0	33.33% 61
Q1: 1964-1981	0.00% 0	0.00% 0	100.00% 78	0.00% 0	0.00% 0	42.62% 78
Q1: 1982-1999	0.00% 0	0.00% 0	0.00% 0	100.00% 42	0.00% 0	22.95% 42
Q1: 2000 or later	0.00% 0	0.00% 0	0.00% 0	0.00% 0	0.00% 0	0.00% 0
<b>Total Respondents</b>	<b>2</b>	<b>61</b>	<b>78</b>	<b>42</b>	<b>0</b>	<b>183</b>

## Q2 How long have you been part of a USMB church?

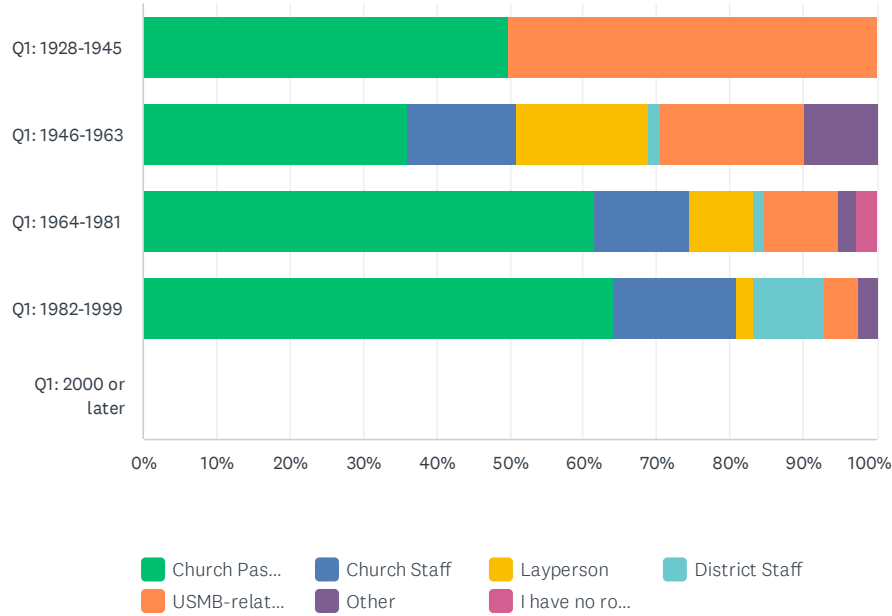
Answered: 183 Skipped: 0



	LESS THAN 10 YEARS	10-19 YEARS	20-39 YEARS	40 OR MORE YEARS	I AM NOT PART OF A USMB CHURCH	TOTAL
Q1: 1928-1945	0.00% 0	0.00% 0	50.00% 1	50.00% 1	0.00% 0	1.09% 2
Q1: 1946-1963	13.11% 8	11.48% 7	21.31% 13	52.46% 32	1.64% 1	33.33% 61
Q1: 1964-1981	39.74% 31	15.38% 12	29.49% 23	14.10% 11	1.28% 1	42.62% 78
Q1: 1982-1999	45.24% 19	30.95% 13	21.43% 9	0.00% 0	2.38% 1	22.95% 42
Q1: 2000 or later	0.00% 0	0.00% 0	0.00% 0	0.00% 0	0.00% 0	0.00% 0
<b>Total Respondents</b>	<b>58</b>	<b>32</b>	<b>46</b>	<b>44</b>	<b>3</b>	<b>183</b>

### Q3 What is your primary role within USMB?

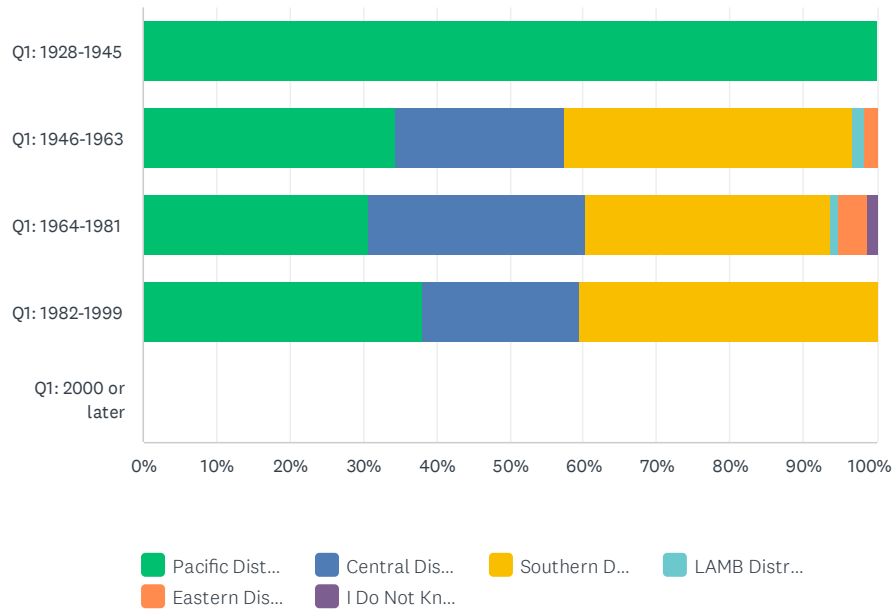
Answered: 183 Skipped: 0



	CHURCH PASTOR	CHURCH STAFF	LAYPERSON	DISTRICT STAFF	USMB-RELATED ORGANIZATION (SUCH AS USMB NATIONAL STAFF, MB FOUNDATION, TABOR COLLEGE, FRESNO PACIFIC UNIVERSITY/SEMINARY)	OTHER	I HAVE NO ROLE WITH USMB	TOTAL
Q1: 1928-1945	50.00% 1	0.00% 0	0.00% 0	0.00% 0	50.00% 1	0.00% 0	0.00% 0	1.09% 2
Q1: 1946-1963	36.07% 22	14.75% 9	18.03% 11	1.64% 1	19.67% 12	9.84% 6	0.00% 0	33.33% 61
Q1: 1964-1981	61.54% 48	12.82% 10	8.97% 7	1.28% 1	10.26% 8	2.56% 2	2.56% 2	42.62% 78
Q1: 1982-1999	64.29% 27	16.67% 7	2.38% 1	9.52% 4	4.76% 2	2.38% 1	0.00% 0	22.95% 42
Q1: 2000 or later	0.00% 0	0.00% 0	0.00% 0	0.00% 0	0.00% 0	0.00% 0	0.00% 0	0.00% 0
Total Respondents	98	26	19	6	23	9	2	183

### Q4 In which District of USMB do you live? A map of the districts can be referenced by clicking here.

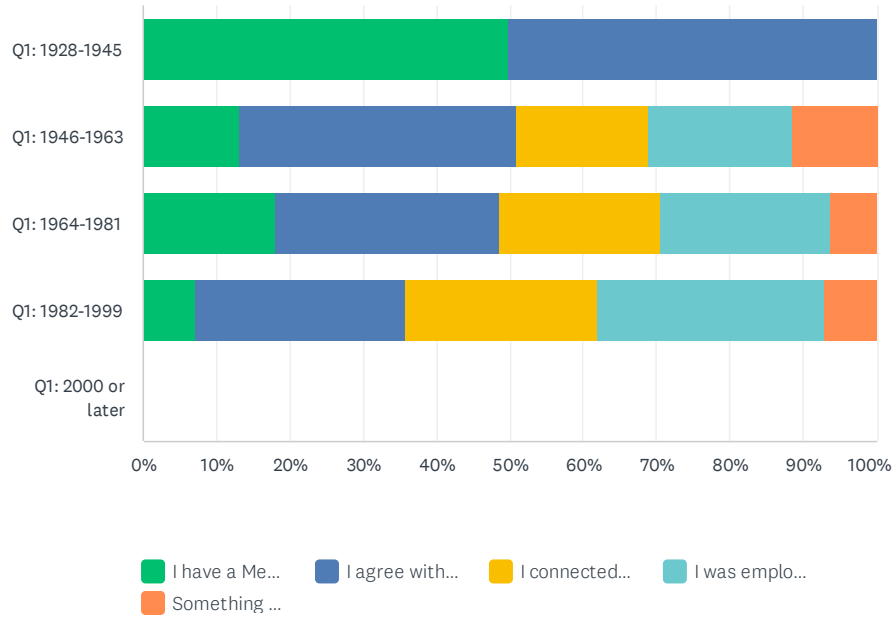
Answered: 183 Skipped: 0



	PACIFIC DISTRICT	CENTRAL DISTRICT	SOUTHERN DISTRICT	LAMB DISTRICT	EASTERN DISTRICT	I DO NOT KNOW	TOTAL
Q1: 1928-1945	100.00% 2	0.00% 0	0.00% 0	0.00% 0	0.00% 0	0.00% 0	1.09% 2
Q1: 1946-1963	34.43% 21	22.95% 14	39.34% 24	1.64% 1	1.64% 1	0.00% 0	33.33% 61
Q1: 1964-1981	30.77% 24	29.49% 23	33.33% 26	1.28% 1	3.85% 3	1.28% 1	42.62% 78
Q1: 1982-1999	38.10% 16	21.43% 9	40.48% 17	0.00% 0	0.00% 0	0.00% 0	22.95% 42
Q1: 2000 or later	0.00% 0	0.00% 0	0.00% 0	0.00% 0	0.00% 0	0.00% 0	0.00% 0
Total Respondents	63	46	67	2	4	1	183

### Q5 Why are you part of USMB?

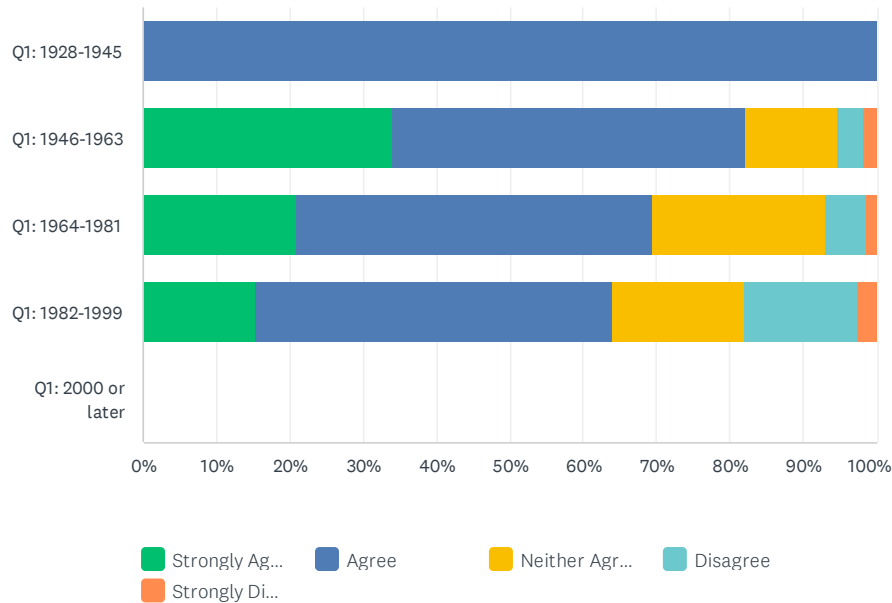
Answered: 183 Skipped: 0



	I HAVE A MENNONITE BRETHREN HERITAGE	I AGREE WITH THE USMB CONFESSION OF FAITH	I CONNECTED WITH AN MB CHURCH THAT APPEALED TO ME	I WAS EMPLOYED BY AN MB CHURCH OR ORGANIZATION	SOMETHING ELSE	TOTAL
Q1: 1928-1945	50.00% 1	50.00% 1	0.00% 0	0.00% 0	0.00% 0	1.09% 2
Q1: 1946-1963	13.11% 8	37.70% 23	18.03% 11	19.67% 12	11.48% 7	33.33% 61
Q1: 1964-1981	17.95% 14	30.77% 24	21.79% 17	23.08% 18	6.41% 5	42.62% 78
Q1: 1982-1999	7.14% 3	28.57% 12	26.19% 11	30.95% 13	7.14% 3	22.95% 42
Q1: 2000 or later	0.00% 0	0.00% 0	0.00% 0	0.00% 0	0.00% 0	0.00% 0
<b>Total Respondents</b>	<b>26</b>	<b>60</b>	<b>39</b>	<b>43</b>	<b>15</b>	<b>183</b>

### Q6 The U.S. Conference of MB Churches has a clear mission, purpose, and vision which I am pleased to support.

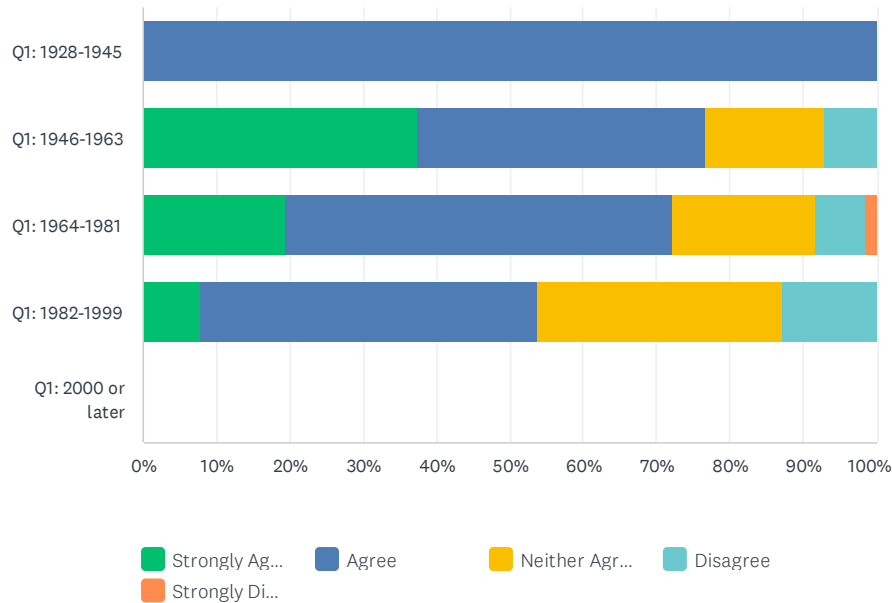
Answered: 169 Skipped: 14



	STRONGLY AGREE	AGREE	NEITHER AGREE NOR DISAGREE	DISAGREE	STRONGLY DISAGREE	TOTAL
Q1: 1928-1945	0.00% 0	100.00% 2	0.00% 0	0.00% 0	0.00% 0	1.18% 2
Q1: 1946-1963	33.93% 19	48.21% 27	12.50% 7	3.57% 2	1.79% 1	33.14% 56
Q1: 1964-1981	20.83% 15	48.61% 35	23.61% 17	5.56% 4	1.39% 1	42.60% 72
Q1: 1982-1999	15.38% 6	48.72% 19	17.95% 7	15.38% 6	2.56% 1	23.08% 39
Q1: 2000 or later	0.00% 0	0.00% 0	0.00% 0	0.00% 0	0.00% 0	0.00% 0
<b>Total Respondents</b>	<b>40</b>	<b>83</b>	<b>31</b>	<b>12</b>	<b>3</b>	<b>169</b>

### Q7 The U.S. Conference of MB Churches serves its districts and churches in a manner that adds value to their district and/or church ministry.

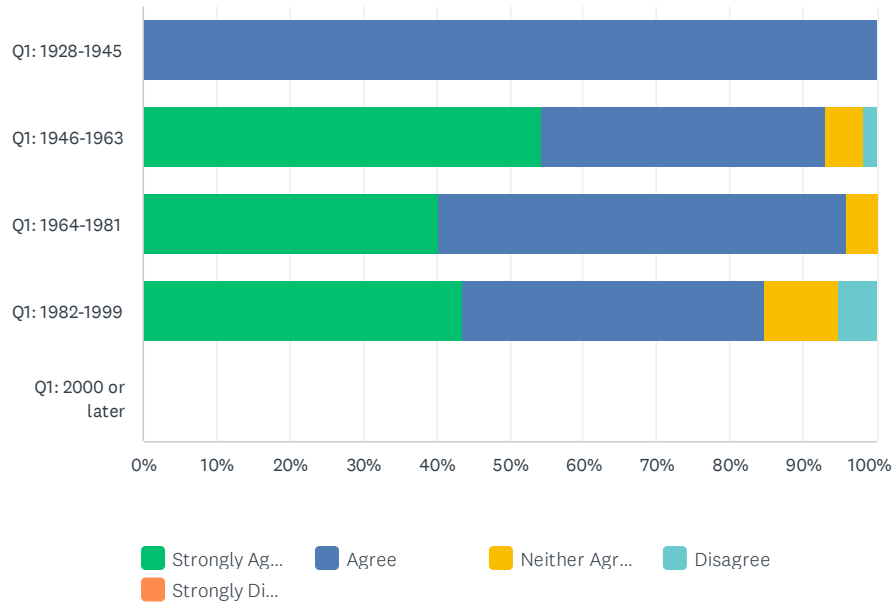
Answered: 169 Skipped: 14



	STRONGLY AGREE	AGREE	NEITHER AGREE NOR DISAGREE	DISAGREE	STRONGLY DISAGREE	TOTAL
Q1: 1928-1945	0.00% 0	100.00% 2	0.00% 0	0.00% 0	0.00% 0	1.18% 2
Q1: 1946-1963	37.50% 21	39.29% 22	16.07% 9	7.14% 4	0.00% 0	33.14% 56
Q1: 1964-1981	19.44% 14	52.78% 38	19.44% 14	6.94% 5	1.39% 1	42.60% 72
Q1: 1982-1999	7.69% 3	46.15% 18	33.33% 13	12.82% 5	0.00% 0	23.08% 39
Q1: 2000 or later	0.00% 0	0.00% 0	0.00% 0	0.00% 0	0.00% 0	0.00% 0
<b>Total Respondents</b>	<b>38</b>	<b>80</b>	<b>36</b>	<b>14</b>	<b>1</b>	<b>169</b>

### Q8 The U.S. Conference of MB Churches' Confession of Faith is a clear and faithful document and represents well the commitment of my local church to sound doctrinal beliefs.

Answered: 170 Skipped: 13

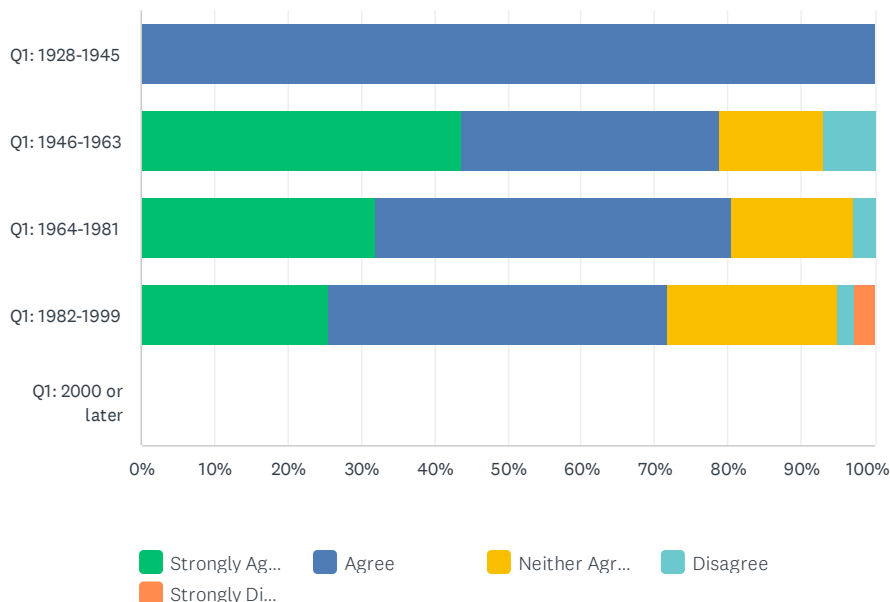


	STRONGLY AGREE	AGREE	NEITHER AGREE NOR DISAGREE	DISAGREE	STRONGLY DISAGREE	TOTAL
Q1: 1928-1945	0.00% 0	100.00% 2	0.00% 0	0.00% 0	0.00% 0	1.18% 2
Q1: 1946-1963	54.39% 31	38.60% 22	5.26% 3	1.75% 1	0.00% 0	33.53% 57
Q1: 1964-1981	40.28% 29	55.56% 40	4.17% 3	0.00% 0	0.00% 0	42.35% 72
Q1: 1982-1999	43.59% 17	41.03% 16	10.26% 4	5.13% 2	0.00% 0	22.94% 39
Q1: 2000 or later	0.00% 0	0.00% 0	0.00% 0	0.00% 0	0.00% 0	0.00% 0
<b>Total Respondents</b>	<b>77</b>	<b>80</b>	<b>10</b>	<b>3</b>	<b>0</b>	<b>170</b>



**Q9 The commitment of my church to the MB movement is strong and positive. We are pleased to be part of this conference with an Anabaptist heritage and would like to see this aspect of our identity strengthened.**

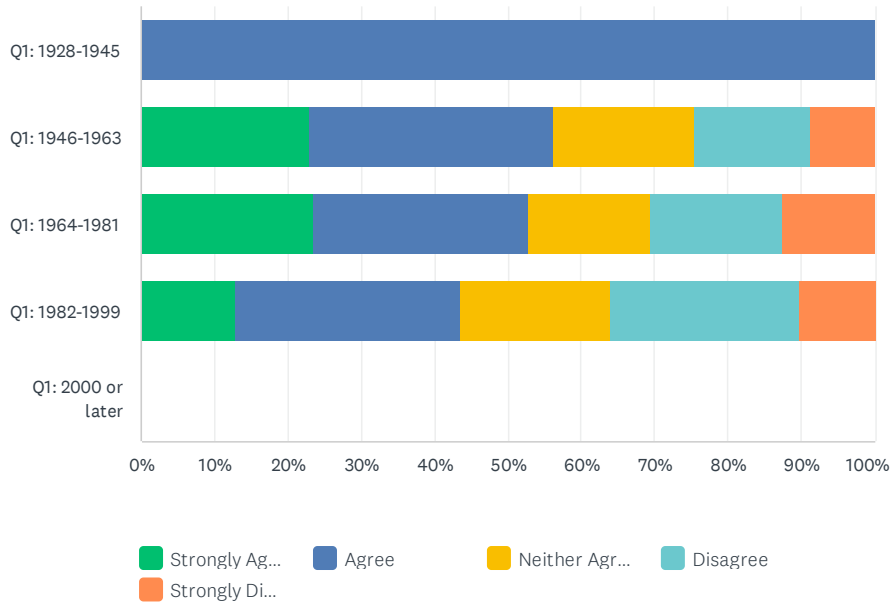
Answered: 170 Skipped: 13



	STRONGLY AGREE	AGREE	NEITHER AGREE NOR DISAGREE	DISAGREE	STRONGLY DISAGREE	TOTAL
Q1: 1928-1945	0.00% 0	100.00% 2	0.00% 0	0.00% 0	0.00% 0	1.18% 2
Q1: 1946-1963	43.86% 25	35.09% 20	14.04% 8	7.02% 4	0.00% 0	33.53% 57
Q1: 1964-1981	31.94% 23	48.61% 35	16.67% 12	2.78% 2	0.00% 0	42.35% 72
Q1: 1982-1999	25.64% 10	46.15% 18	23.08% 9	2.56% 1	2.56% 1	22.94% 39
Q1: 2000 or later	0.00% 0	0.00% 0	0.00% 0	0.00% 0	0.00% 0	0.00% 0
<b>Total Respondents</b>	<b>58</b>	<b>75</b>	<b>29</b>	<b>7</b>	<b>1</b>	<b>170</b>

**Q10 A decreasing number of people in our churches have a Mennonite Brethren and/or Anabaptist background. This means USMB must redefine the core identity of our movement to reflect who we are becoming.**

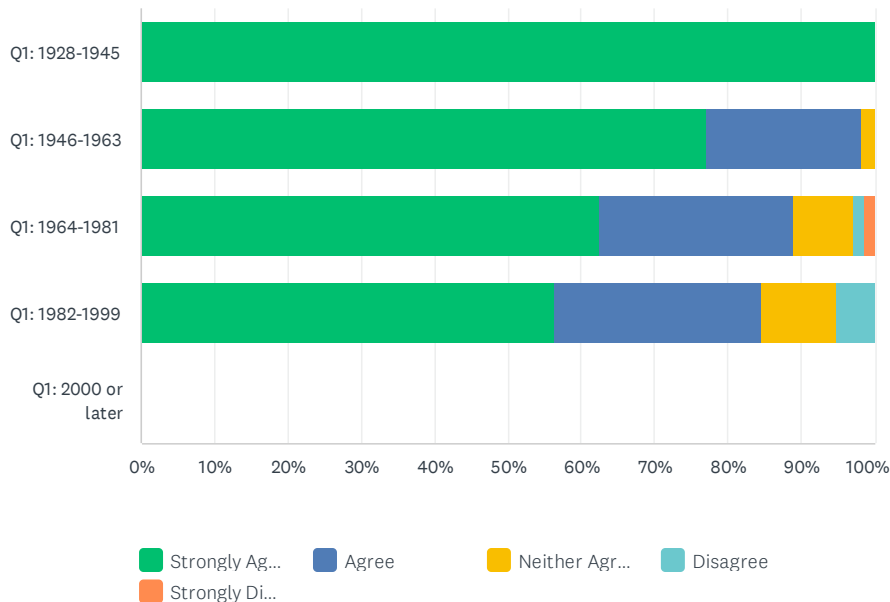
Answered: 170 Skipped: 13



	STRONGLY AGREE	AGREE	NEITHER AGREE NOR DISAGREE	DISAGREE	STRONGLY DISAGREE	TOTAL
Q1: 1928-1945	0.00% 0	100.00% 2	0.00% 0	0.00% 0	0.00% 0	1.18% 2
Q1: 1946-1963	22.81% 13	33.33% 19	19.30% 11	15.79% 9	8.77% 5	33.53% 57
Q1: 1964-1981	23.61% 17	29.17% 21	16.67% 12	18.06% 13	12.50% 9	42.35% 72
Q1: 1982-1999	12.82% 5	30.77% 12	20.51% 8	25.64% 10	10.26% 4	22.94% 39
Q1: 2000 or later	0.00% 0	0.00% 0	0.00% 0	0.00% 0	0.00% 0	0.00% 0
<b>Total Respondents</b>	<b>35</b>	<b>54</b>	<b>31</b>	<b>32</b>	<b>18</b>	<b>170</b>

Q11 It is essential that the U.S. Conference of MB churches have a clear position and values regarding the LGBTQ+ issue. We recognize this is an issue around which many denominational movements are fracturing. We need a faithful framework for addressing this issue.

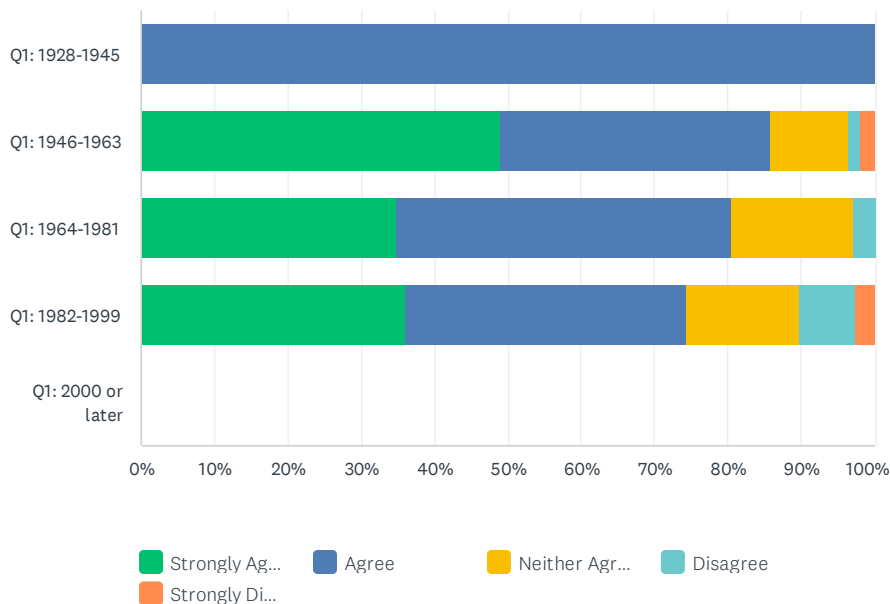
Answered: 170 Skipped: 13



	STRONGLY AGREE	AGREE	NEITHER AGREE NOR DISAGREE	DISAGREE	STRONGLY DISAGREE	TOTAL
Q1: 1928-1945	100.00% 2	0.00% 0	0.00% 0	0.00% 0	0.00% 0	1.18% 2
Q1: 1946-1963	77.19% 44	21.05% 12	1.75% 1	0.00% 0	0.00% 0	33.53% 57
Q1: 1964-1981	62.50% 45	26.39% 19	8.33% 6	1.39% 1	1.39% 1	42.35% 72
Q1: 1982-1999	56.41% 22	28.21% 11	10.26% 4	5.13% 2	0.00% 0	22.94% 39
Q1: 2000 or later	0.00% 0	0.00% 0	0.00% 0	0.00% 0	0.00% 0	0.00% 0
<b>Total Respondents</b>	<b>113</b>	<b>42</b>	<b>11</b>	<b>3</b>	<b>1</b>	<b>170</b>

**Q12 The U.S. Conference of MB churches has an inadequate leadership pipeline to provide pastors and staff persons for our churches. We must determine an effective system for calling out, training, and deploying leaders, and any role for Fresno Pacific University and Tabor College as part of this pipeline.**

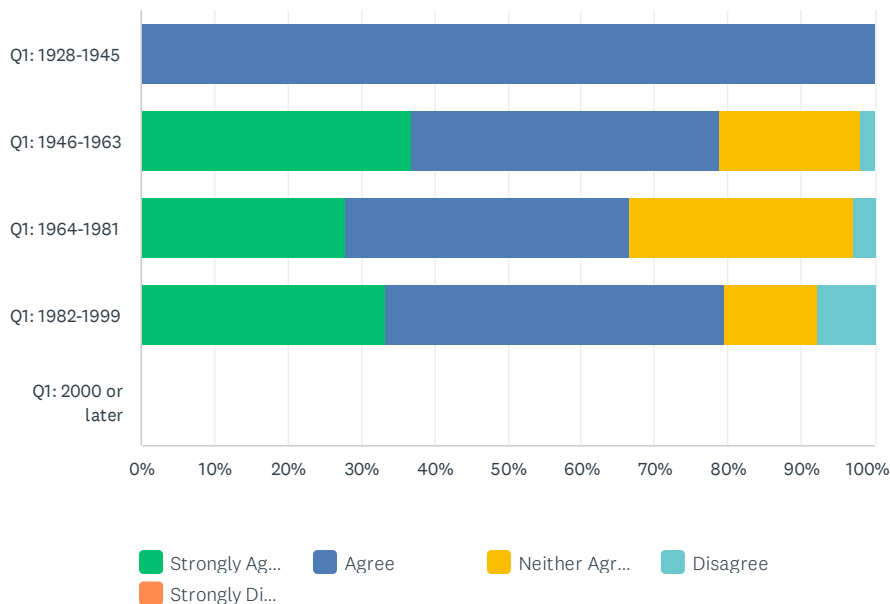
Answered: 170 Skipped: 13



	STRONGLY AGREE	AGREE	NEITHER AGREE NOR DISAGREE	DISAGREE	STRONGLY DISAGREE	TOTAL
Q1: 1928-1945	0.00% 0	100.00% 2	0.00% 0	0.00% 0	0.00% 0	1.18% 2
Q1: 1946-1963	49.12% 28	36.84% 21	10.53% 6	1.75% 1	1.75% 1	33.53% 57
Q1: 1964-1981	34.72% 25	45.83% 33	16.67% 12	2.78% 2	0.00% 0	42.35% 72
Q1: 1982-1999	35.90% 14	38.46% 15	15.38% 6	7.69% 3	2.56% 1	22.94% 39
Q1: 2000 or later	0.00% 0	0.00% 0	0.00% 0	0.00% 0	0.00% 0	0.00% 0
<b>Total Respondents</b>	<b>67</b>	<b>71</b>	<b>24</b>	<b>6</b>	<b>2</b>	<b>170</b>

Q13 Church planting among diverse people groups in the United States, Canada and throughout the world is an important priority for USMB. Yet we are not as effective as we could be in this area of ministry. We should develop a consistent and mobilizing strategy over the next five years.

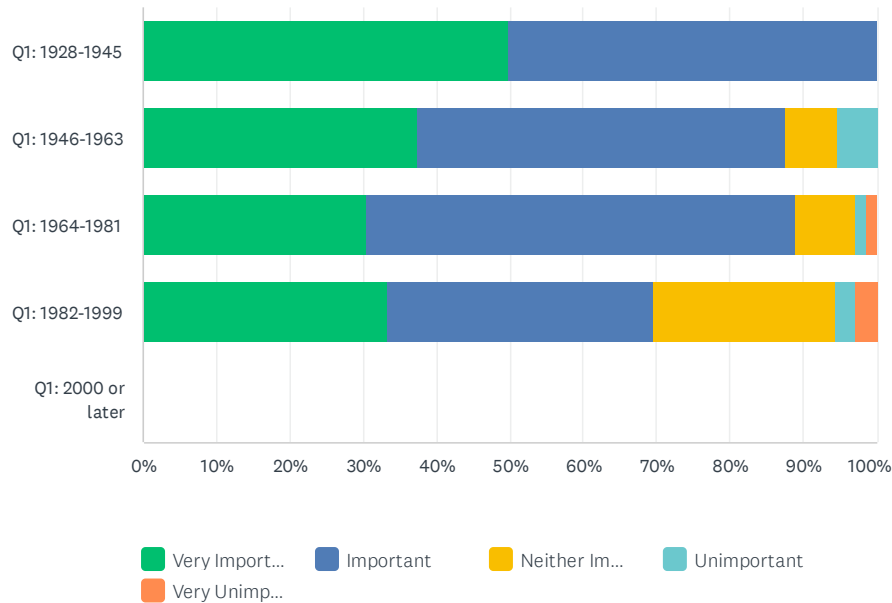
Answered: 170 Skipped: 13



	STRONGLY AGREE	AGREE	NEITHER AGREE NOR DISAGREE	DISAGREE	STRONGLY DISAGREE	TOTAL
Q1: 1928-1945	0.00% 0	100.00% 2	0.00% 0	0.00% 0	0.00% 0	1.18% 2
Q1: 1946-1963	36.84% 21	42.11% 24	19.30% 11	1.75% 1	0.00% 0	33.53% 57
Q1: 1964-1981	27.78% 20	38.89% 28	30.56% 22	2.78% 2	0.00% 0	42.35% 72
Q1: 1982-1999	33.33% 13	46.15% 18	12.82% 5	7.69% 3	0.00% 0	22.94% 39
Q1: 2000 or later	0.00% 0	0.00% 0	0.00% 0	0.00% 0	0.00% 0	0.00% 0
<b>Total Respondents</b>	<b>54</b>	<b>72</b>	<b>38</b>	<b>6</b>	<b>0</b>	<b>170</b>

### Q14 A person with a solid MB background, knows and lives out our beliefs, loves our movement, and will seek to strengthen our churches.

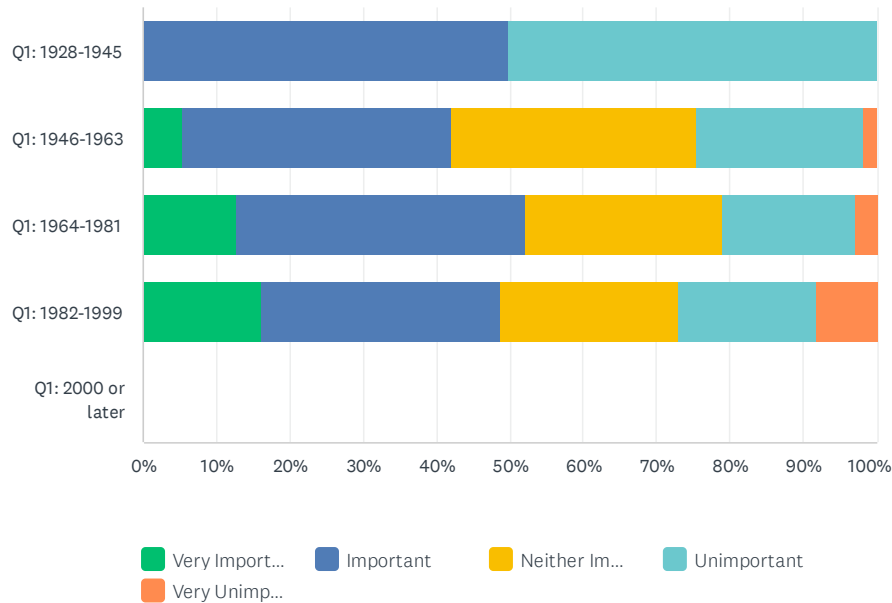
Answered: 166 Skipped: 17



	VERY IMPORTANT	IMPORTANT	NEITHER IMPORTANT NOR UNIMPORTANT	UNIMPORTANT	VERY UNIMPORTANT	TOTAL
Q1: 1928-1945	50.00% 1	50.00% 1	0.00% 0	0.00% 0	0.00% 0	1.20% 2
Q1: 1946-1963	37.50% 21	50.00% 28	7.14% 4	5.36% 3	0.00% 0	33.73% 56
Q1: 1964-1981	30.56% 22	58.33% 42	8.33% 6	1.39% 1	1.39% 1	43.37% 72
Q1: 1982-1999	33.33% 12	36.11% 13	25.00% 9	2.78% 1	2.78% 1	21.69% 36
Q1: 2000 or later	0.00% 0	0.00% 0	0.00% 0	0.00% 0	0.00% 0	0.00% 0
<b>Total Respondents</b>	<b>56</b>	<b>84</b>	<b>19</b>	<b>5</b>	<b>2</b>	<b>166</b>

### Q15 A person committed to the larger Mennonite movement who will seek to connect us more deeply to the larger Christian tradition of which we are a part.

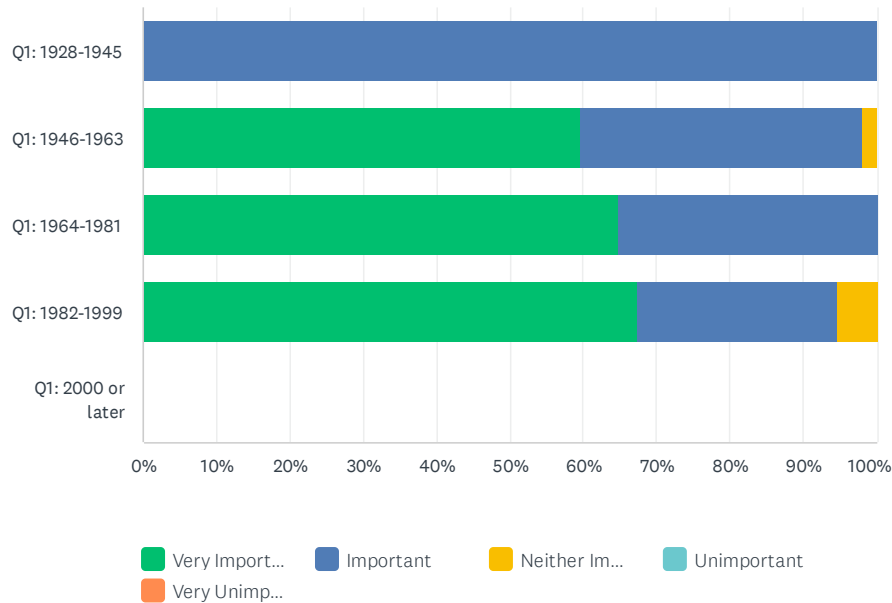
Answered: 167 Skipped: 16



	VERY IMPORTANT	IMPORTANT	NEITHER IMPORTANT NOR UNIMPORTANT	UNIMPORTANT	VERY UNIMPORTANT	TOTAL
Q1: 1928-1945	0.00% 0	50.00% 1	0.00% 0	50.00% 1	0.00% 0	1.20% 2
Q1: 1946-1963	5.26% 3	36.84% 21	33.33% 19	22.81% 13	1.75% 1	34.13% 57
Q1: 1964-1981	12.68% 9	39.44% 28	26.76% 19	18.31% 13	2.82% 2	42.51% 71
Q1: 1982-1999	16.22% 6	32.43% 12	24.32% 9	18.92% 7	8.11% 3	22.16% 37
Q1: 2000 or later	0.00% 0	0.00% 0	0.00% 0	0.00% 0	0.00% 0	0.00% 0
<b>Total Respondents</b>	<b>18</b>	<b>62</b>	<b>47</b>	<b>34</b>	<b>6</b>	<b>167</b>

### Q16 Someone who loves the local church and will seek to strengthen the ability of the USMB to add value to the ministry of churches.

Answered: 167 Skipped: 16

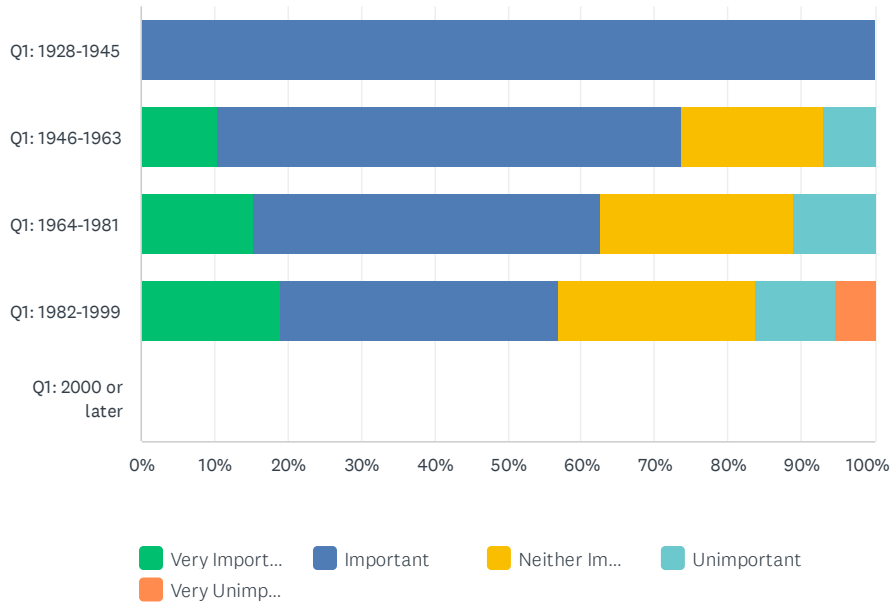


	VERY IMPORTANT	IMPORTANT	NEITHER IMPORTANT NOR UNIMPORTANT	UNIMPORTANT	VERY UNIMPORTANT	TOTAL
Q1: 1928-1945	0.00% 0	100.00% 2	0.00% 0	0.00% 0	0.00% 0	1.20% 2
Q1: 1946-1963	59.65% 34	38.60% 22	1.75% 1	0.00% 0	0.00% 0	34.13% 57
Q1: 1964-1981	64.79% 46	35.21% 25	0.00% 0	0.00% 0	0.00% 0	42.51% 71
Q1: 1982-1999	67.57% 25	27.03% 10	5.41% 2	0.00% 0	0.00% 0	22.16% 37
Q1: 2000 or later	0.00% 0	0.00% 0	0.00% 0	0.00% 0	0.00% 0	0.00% 0
<b>Total Respondents</b>	<b>105</b>	<b>59</b>	<b>3</b>	<b>0</b>	<b>0</b>	<b>167</b>



**Q17 A denominationalist who believes in the value of denominational structures and differing roles and will work in collaboration with district leaders to strengthen the work of and add value to the ministry of the five USMB districts.**

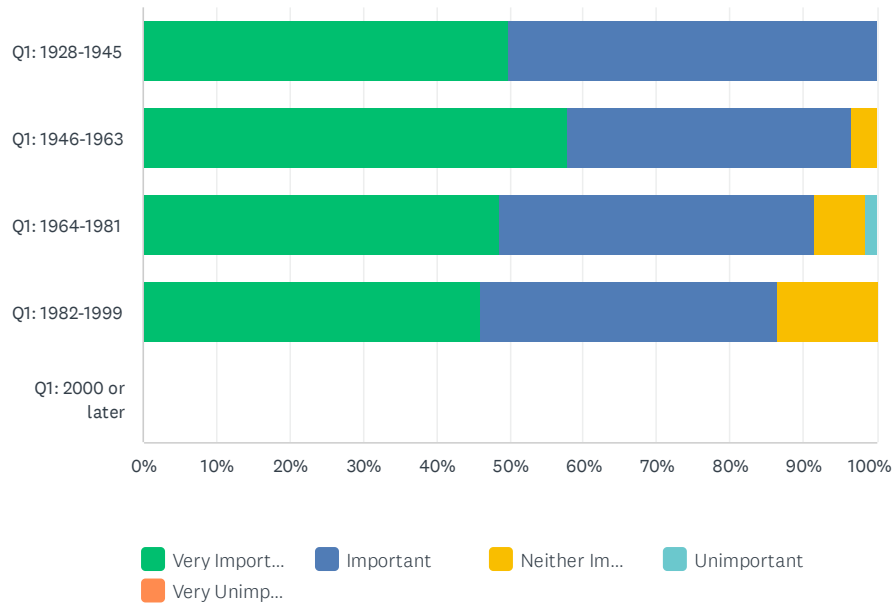
Answered: 168 Skipped: 15



	VERY IMPORTANT	IMPORTANT	NEITHER IMPORTANT NOR UNIMPORTANT	UNIMPORTANT	VERY UNIMPORTANT	TOTAL
Q1: 1928-1945	0.00% 0	100.00% 2	0.00% 0	0.00% 0	0.00% 0	1.19% 2
Q1: 1946-1963	10.53% 6	63.16% 36	19.30% 11	7.02% 4	0.00% 0	33.93% 57
Q1: 1964-1981	15.28% 11	47.22% 34	26.39% 19	11.11% 8	0.00% 0	42.86% 72
Q1: 1982-1999	18.92% 7	37.84% 14	27.03% 10	10.81% 4	5.41% 2	22.02% 37
Q1: 2000 or later	0.00% 0	0.00% 0	0.00% 0	0.00% 0	0.00% 0	0.00% 0
<b>Total Respondents</b>	<b>24</b>	<b>86</b>	<b>40</b>	<b>16</b>	<b>2</b>	<b>168</b>

### Q18 A visionary leader who will cast a clear vision for the future of USMB in ways that are appealing and increase the unity of efforts throughout the USMB.

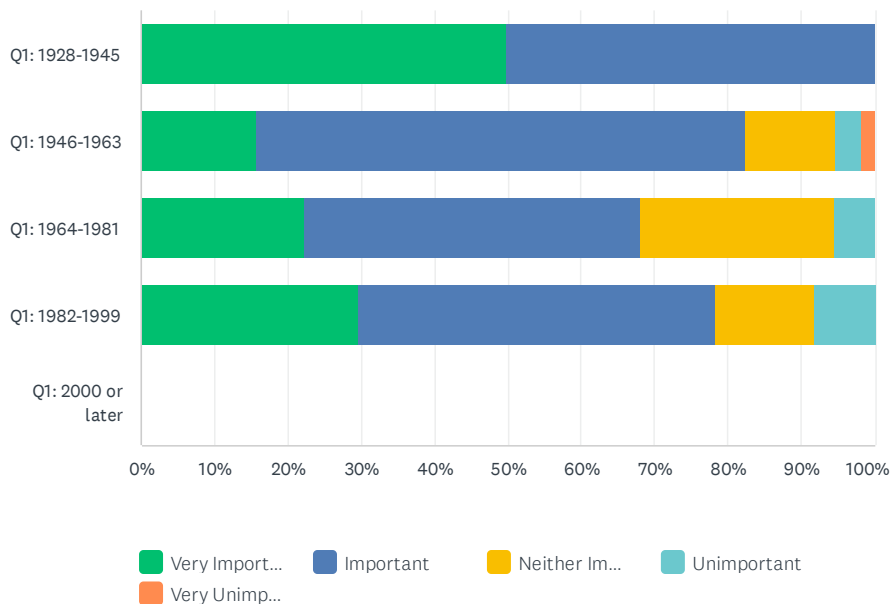
Answered: 168 Skipped: 15



	VERY IMPORTANT	IMPORTANT	NEITHER IMPORTANT NOR UNIMPORTANT	UNIMPORTANT	VERY UNIMPORTANT	TOTAL
Q1: 1928-1945	50.00% 1	50.00% 1	0.00% 0	0.00% 0	0.00% 0	1.19% 2
Q1: 1946-1963	57.89% 33	38.60% 22	3.51% 2	0.00% 0	0.00% 0	33.93% 57
Q1: 1964-1981	48.61% 35	43.06% 31	6.94% 5	1.39% 1	0.00% 0	42.86% 72
Q1: 1982-1999	45.95% 17	40.54% 15	13.51% 5	0.00% 0	0.00% 0	22.02% 37
Q1: 2000 or later	0.00% 0	0.00% 0	0.00% 0	0.00% 0	0.00% 0	0.00% 0
<b>Total Respondents</b>	<b>86</b>	<b>69</b>	<b>12</b>	<b>1</b>	<b>0</b>	<b>168</b>

**Q19 A missiologist who sees the diverse future of the USMB movement as we continue to diversify in the demographics – race, ethnicity, language, socioeconomics, etc. – among our churches and who understands that church planting among diverse populations is a crucial part of our gospel mission as a conference.**

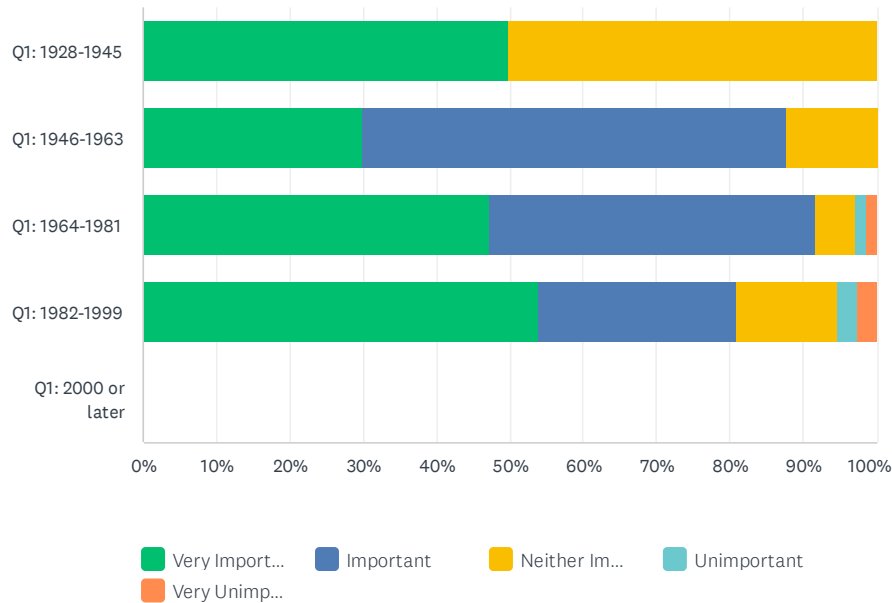
Answered: 168 Skipped: 15



	VERY IMPORTANT	IMPORTANT	NEITHER IMPORTANT NOR UNIMPORTANT	UNIMPORTANT	VERY UNIMPORTANT	TOTAL
Q1: 1928-1945	50.00% 1	50.00% 1	0.00% 0	0.00% 0	0.00% 0	1.19% 2
Q1: 1946-1963	15.79% 9	66.67% 38	12.28% 7	3.51% 2	1.75% 1	33.93% 57
Q1: 1964-1981	22.22% 16	45.83% 33	26.39% 19	5.56% 4	0.00% 0	42.86% 72
Q1: 1982-1999	29.73% 11	48.65% 18	13.51% 5	8.11% 3	0.00% 0	22.02% 37
Q1: 2000 or later	0.00% 0	0.00% 0	0.00% 0	0.00% 0	0.00% 0	0.00% 0
<b>Total Respondents</b>	<b>37</b>	<b>90</b>	<b>31</b>	<b>9</b>	<b>1</b>	<b>168</b>

### Q20 A strong leader who is not afraid to express proactive leadership, wade into controversial issues, and seek solutions to challenges within the USMB conference.

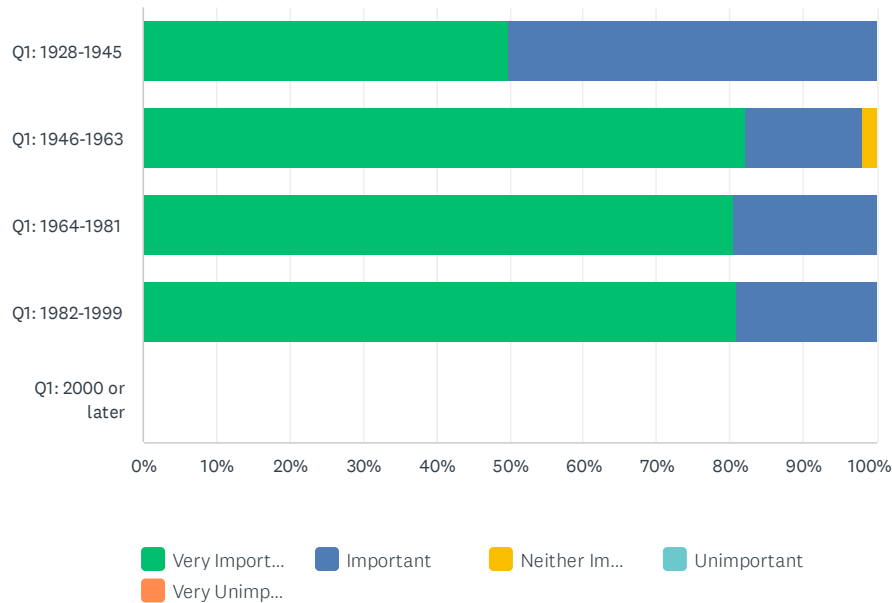
Answered: 168 Skipped: 15



	VERY IMPORTANT	IMPORTANT	NEITHER IMPORTANT NOR UNIMPORTANT	UNIMPORTANT	VERY UNIMPORTANT	TOTAL
Q1: 1928-1945	50.00% 1	0.00% 0	50.00% 1	0.00% 0	0.00% 0	1.19% 2
Q1: 1946-1963	29.82% 17	57.89% 33	12.28% 7	0.00% 0	0.00% 0	33.93% 57
Q1: 1964-1981	47.22% 34	44.44% 32	5.56% 4	1.39% 1	1.39% 1	42.86% 72
Q1: 1982-1999	54.05% 20	27.03% 10	13.51% 5	2.70% 1	2.70% 1	22.02% 37
Q1: 2000 or later	0.00% 0	0.00% 0	0.00% 0	0.00% 0	0.00% 0	0.00% 0
<b>Total Respondents</b>	<b>72</b>	<b>75</b>	<b>17</b>	<b>2</b>	<b>2</b>	<b>168</b>

### Q21 A person with deep spiritual character who is continually maturing as a disciple and will be respected as a spiritual leader of the USMB movement.

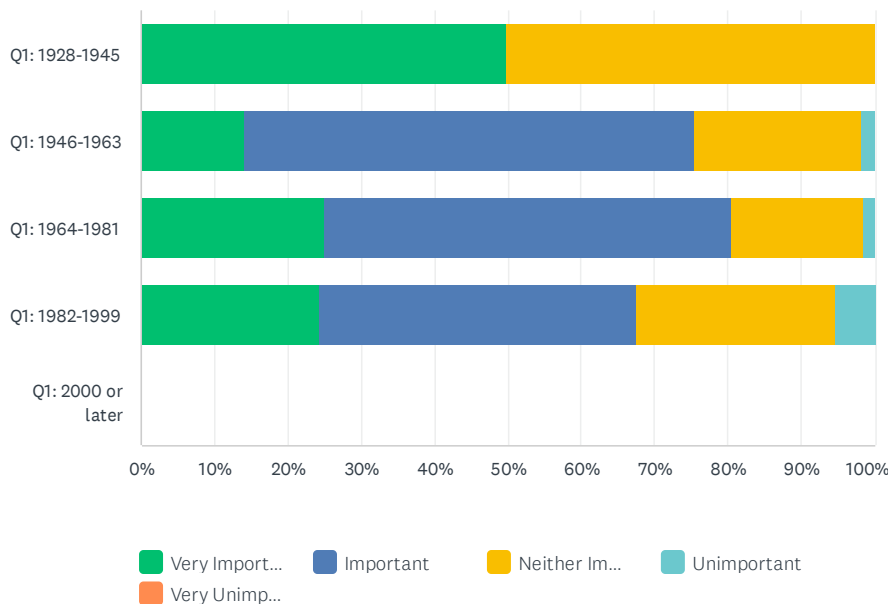
Answered: 167 Skipped: 16



	VERY IMPORTANT	IMPORTANT	NEITHER IMPORTANT NOR UNIMPORTANT	UNIMPORTANT	VERY UNIMPORTANT	TOTAL
Q1: 1928-1945	50.00% 1	50.00% 1	0.00% 0	0.00% 0	0.00% 0	1.20% 2
Q1: 1946-1963	82.14% 46	16.07% 9	1.79% 1	0.00% 0	0.00% 0	33.53% 56
Q1: 1964-1981	80.56% 58	19.44% 14	0.00% 0	0.00% 0	0.00% 0	43.11% 72
Q1: 1982-1999	81.08% 30	18.92% 7	0.00% 0	0.00% 0	0.00% 0	22.16% 37
Q1: 2000 or later	0.00% 0	0.00% 0	0.00% 0	0.00% 0	0.00% 0	0.00% 0
<b>Total Respondents</b>	<b>135</b>	<b>31</b>	<b>1</b>	<b>0</b>	<b>0</b>	<b>167</b>

Q22 A futurist and simultaneously a realist and mediator who understands we are now in a post-denominational era that is significantly impacting smaller denominations like USMB. Therefore, we need to clarify the USMB identity and move forward knowing that this can present challenges on many levels.

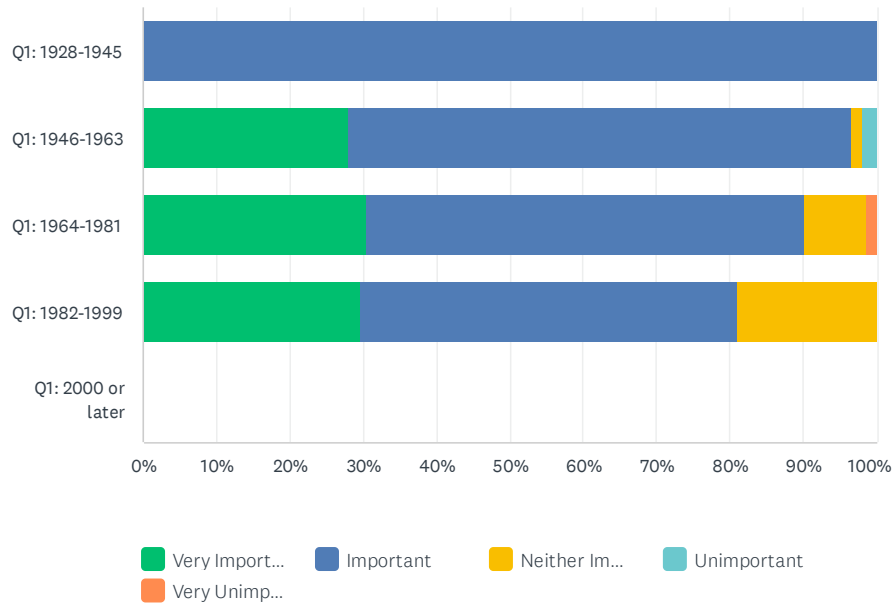
Answered: 168 Skipped: 15



	VERY IMPORTANT	IMPORTANT	NEITHER IMPORTANT NOR UNIMPORTANT	UNIMPORTANT	VERY UNIMPORTANT	TOTAL
Q1: 1928-1945	50.00% 1	0.00% 0	50.00% 1	0.00% 0	0.00% 0	1.19% 2
Q1: 1946-1963	14.04% 8	61.40% 35	22.81% 13	1.75% 1	0.00% 0	33.93% 57
Q1: 1964-1981	25.00% 18	55.56% 40	18.06% 13	1.39% 1	0.00% 0	42.86% 72
Q1: 1982-1999	24.32% 9	43.24% 16	27.03% 10	5.41% 2	0.00% 0	22.02% 37
Q1: 2000 or later	0.00% 0	0.00% 0	0.00% 0	0.00% 0	0.00% 0	0.00% 0
<b>Total Respondents</b>	<b>36</b>	<b>91</b>	<b>37</b>	<b>4</b>	<b>0</b>	<b>168</b>

Q23 A teambuilder who will recruit and coach a national staff team who work to add value to districts and churches and to increase the effectiveness of the national USMB.

Answered: 168 Skipped: 15



	VERY IMPORTANT	IMPORTANT	NEITHER IMPORTANT NOR UNIMPORTANT	UNIMPORTANT	VERY UNIMPORTANT	TOTAL
Q1: 1928-1945	0.00% 0	100.00% 2	0.00% 0	0.00% 0	0.00% 0	1.19% 2
Q1: 1946-1963	28.07% 16	68.42% 39	1.75% 1	1.75% 1	0.00% 0	33.93% 57
Q1: 1964-1981	30.56% 22	59.72% 43	8.33% 6	0.00% 0	1.39% 1	42.86% 72
Q1: 1982-1999	29.73% 11	51.35% 19	18.92% 7	0.00% 0	0.00% 0	22.02% 37
Q1: 2000 or later	0.00% 0	0.00% 0	0.00% 0	0.00% 0	0.00% 0	0.00% 0
<b>Total Respondents</b>	<b>49</b>	<b>103</b>	<b>14</b>	<b>1</b>	<b>1</b>	<b>168</b>