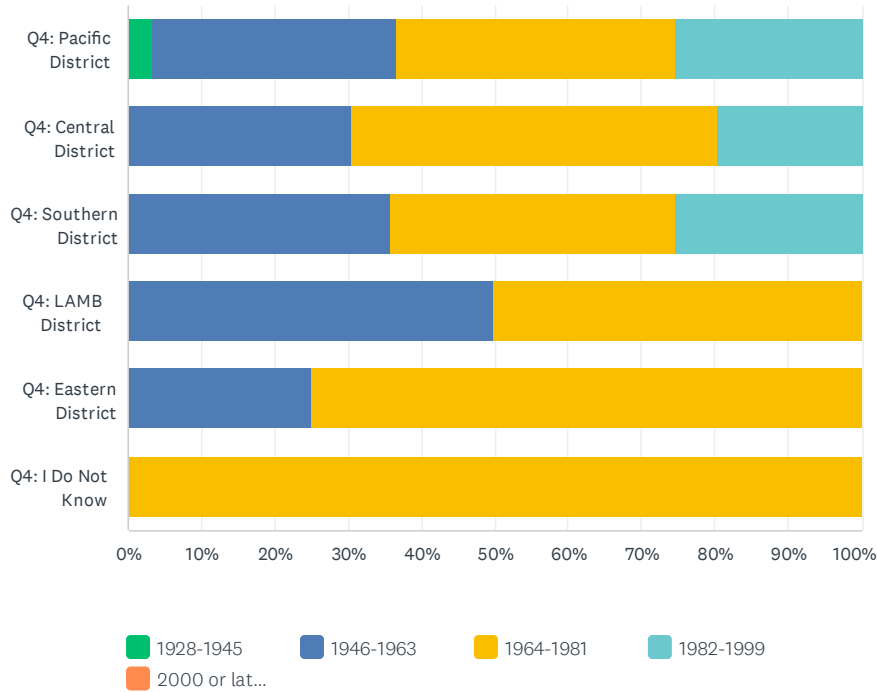


Q1 When were you born?

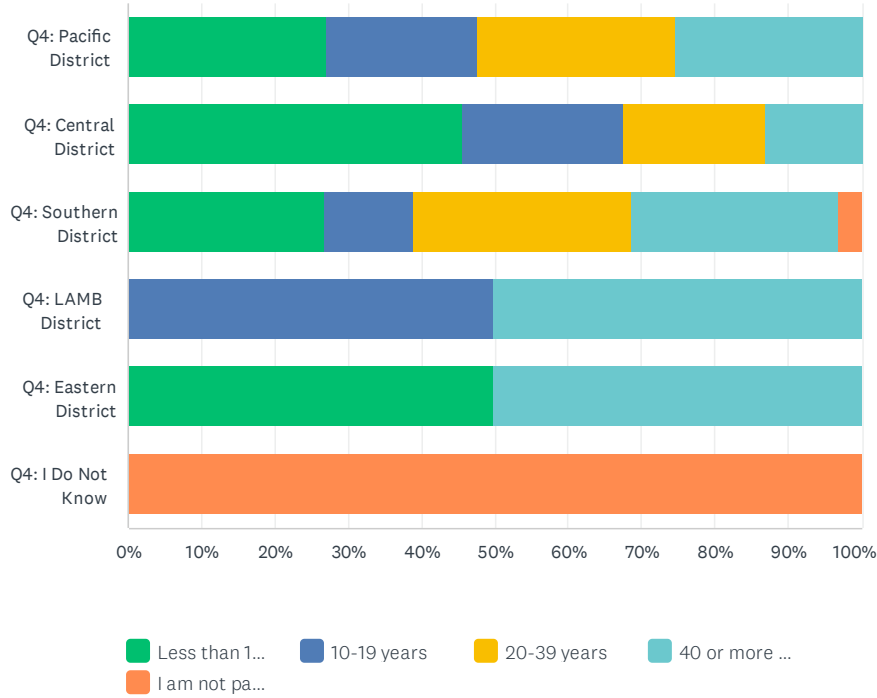
Answered: 183 Skipped: 0



	1928-1945	1946-1963	1964-1981	1982-1999	2000 OR LATER	TOTAL
Q4: Pacific District	3.17% 2	33.33% 21	38.10% 24	25.40% 16	0.00% 0	34.43% 63
Q4: Central District	0.00% 0	30.43% 14	50.00% 23	19.57% 9	0.00% 0	25.14% 46
Q4: Southern District	0.00% 0	35.82% 24	38.81% 26	25.37% 17	0.00% 0	36.61% 67
Q4: LAMB District	0.00% 0	50.00% 1	50.00% 1	0.00% 0	0.00% 0	1.09% 2
Q4: Eastern District	0.00% 0	25.00% 1	75.00% 3	0.00% 0	0.00% 0	2.19% 4
Q4: I Do Not Know	0.00% 0	0.00% 0	100.00% 1	0.00% 0	0.00% 0	0.55% 1
Total Respondents	2	61	78	42	0	183

Q2 How long have you been part of a USMB church?

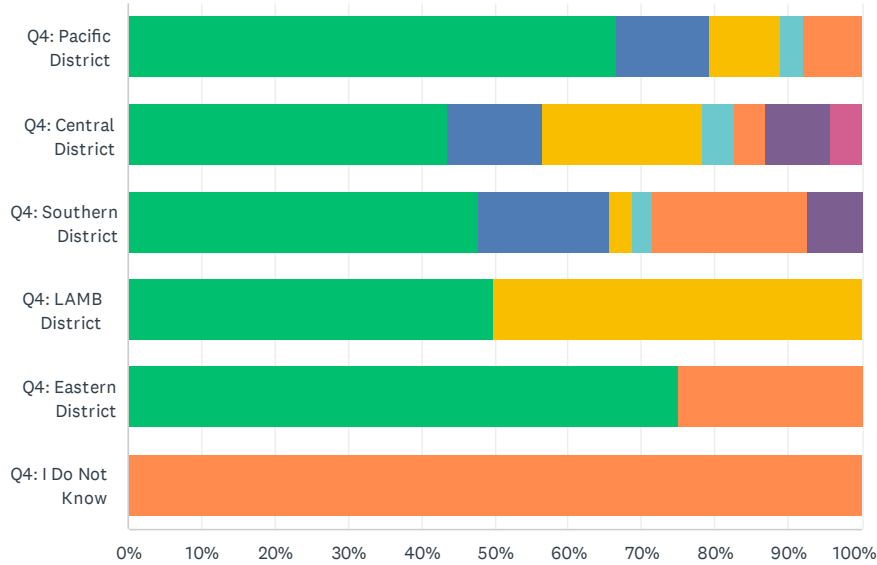
Answered: 183 Skipped: 0



	LESS THAN 10 YEARS	10-19 YEARS	20-39 YEARS	40 OR MORE YEARS	I AM NOT PART OF A USMB CHURCH	TOTAL
Q4: Pacific District	26.98% 17	20.63% 13	26.98% 17	25.40% 16	0.00% 0	34.43% 63
Q4: Central District	45.65% 21	21.74% 10	19.57% 9	13.04% 6	0.00% 0	25.14% 46
Q4: Southern District	26.87% 18	11.94% 8	29.85% 20	28.36% 19	2.99% 2	36.61% 67
Q4: LAMB District	0.00% 0	50.00% 1	0.00% 0	50.00% 1	0.00% 0	1.09% 2
Q4: Eastern District	50.00% 2	0.00% 0	0.00% 0	50.00% 2	0.00% 0	2.19% 4
Q4: I Do Not Know	0.00% 0	0.00% 0	0.00% 0	0.00% 0	100.00% 1	0.55% 1
Total Respondents	58	32	46	44	3	183

Q3 What is your primary role within USMB?

Answered: 183 Skipped: 0

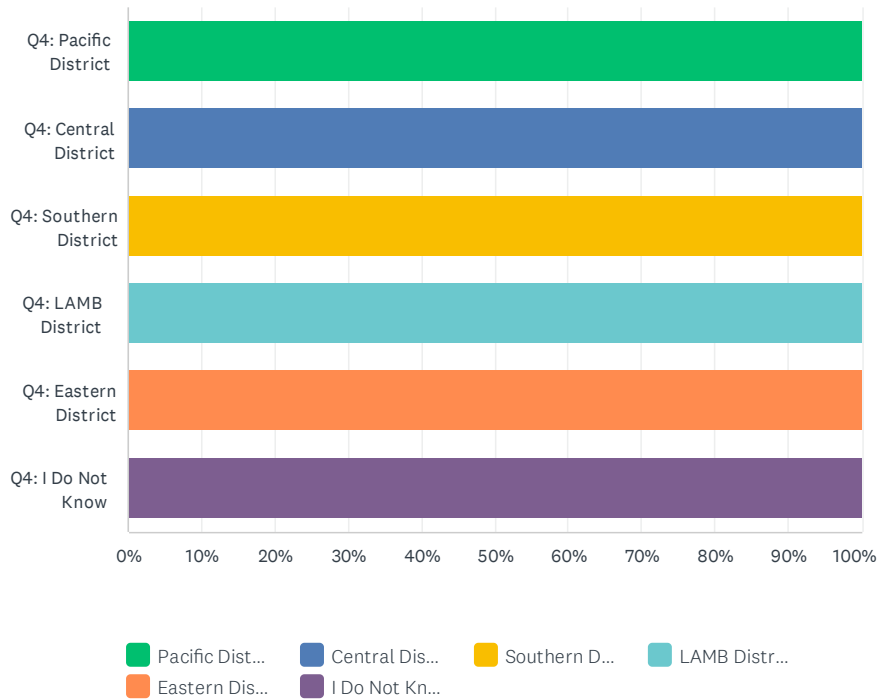


■ Church Pas...
 ■ Church Staff
 ■ Layperson
 ■ District Staff
■ USMB-relat...
 ■ Other
 ■ I have no ro...

	CHURCH PASTOR	CHURCH STAFF	LAYPERSON	DISTRICT STAFF	USMB-RELATED ORGANIZATION (SUCH AS USMB NATIONAL STAFF, MB FOUNDATION, TABOR COLLEGE, FRESNO PACIFIC UNIVERSITY/SEMINARY)	OTHER	I HAVE NO ROLE WITH USMB	TOTAL
Q4: Pacific District	66.67% 42	12.70% 8	9.52% 6	3.17% 2	7.94% 5	0.00% 0	0.00% 0	34.43% 63
Q4: Central District	43.48% 20	13.04% 6	21.74% 10	4.35% 2	4.35% 2	8.70% 4	4.35% 2	25.14% 46
Q4: Southern District	47.76% 32	17.91% 12	2.99% 2	2.99% 2	20.90% 14	7.46% 5	0.00% 0	36.61% 67
Q4: LAMB District	50.00% 1	0.00% 0	50.00% 1	0.00% 0	0.00% 0	0.00% 0	0.00% 0	1.09% 2
Q4: Eastern District	75.00% 3	0.00% 0	0.00% 0	0.00% 0	25.00% 1	0.00% 0	0.00% 0	2.19% 4
Q4: I Do Not Know	0.00% 0	0.00% 0	0.00% 0	0.00% 0	100.00% 1	0.00% 0	0.00% 0	0.55% 1
Total Respondents	98	26	19	6	23	9	2	183

Q4 In which District of USMB do you live? A map of the districts can be referenced by clicking here.

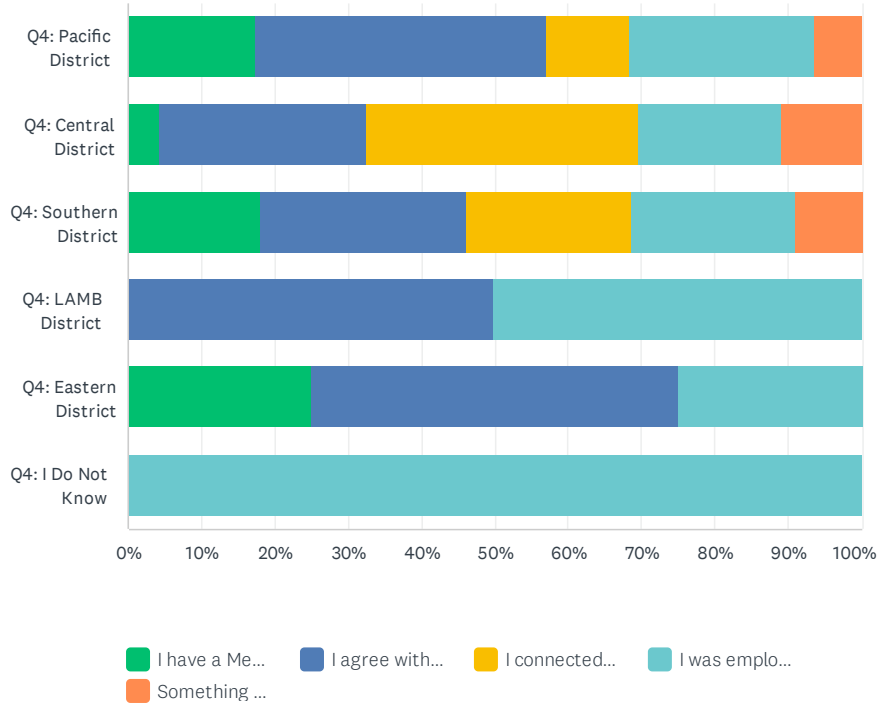
Answered: 183 Skipped: 0



	PACIFIC DISTRICT	CENTRAL DISTRICT	SOUTHERN DISTRICT	LAMB DISTRICT	EASTERN DISTRICT	I DO NOT KNOW	TOTAL
Q4: Pacific District	100.00% 63	0.00% 0	0.00% 0	0.00% 0	0.00% 0	0.00% 0	34.43% 63
Q4: Central District	0.00% 0	100.00% 46	0.00% 0	0.00% 0	0.00% 0	0.00% 0	25.14% 46
Q4: Southern District	0.00% 0	0.00% 0	100.00% 67	0.00% 0	0.00% 0	0.00% 0	36.61% 67
Q4: LAMB District	0.00% 0	0.00% 0	0.00% 0	100.00% 2	0.00% 0	0.00% 0	1.09% 2
Q4: Eastern District	0.00% 0	0.00% 0	0.00% 0	0.00% 0	100.00% 4	0.00% 0	2.19% 4
Q4: I Do Not Know	0.00% 0	0.00% 0	0.00% 0	0.00% 0	0.00% 0	100.00% 1	0.55% 1
Total Respondents	63	46	67	2	4	1	183

Q5 Why are you part of USMB?

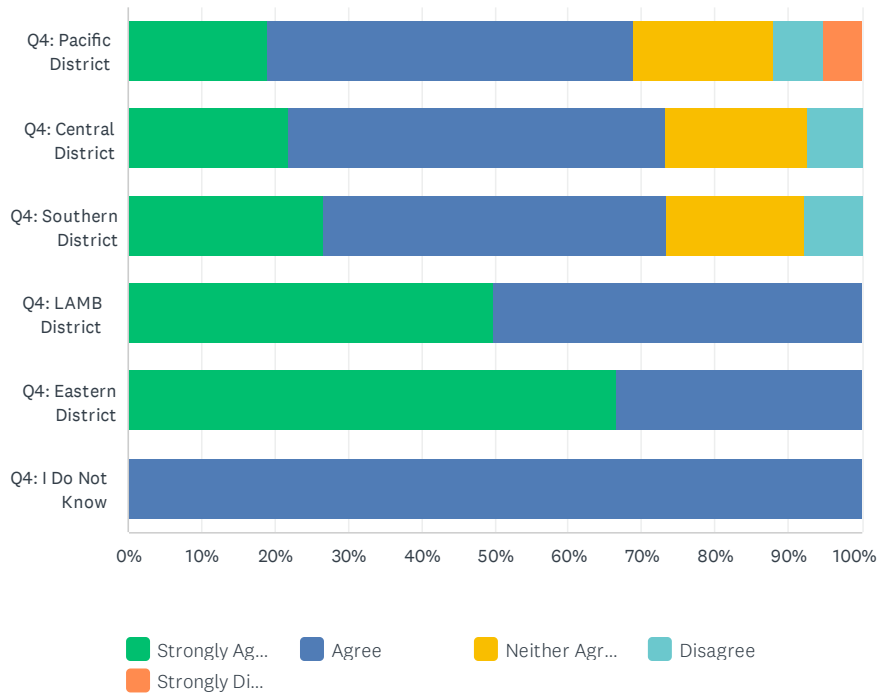
Answered: 183 Skipped: 0



	I HAVE A MENNONITE BRETHREN HERITAGE	I AGREE WITH THE USMB CONFESSION OF FAITH	I CONNECTED WITH AN MB CHURCH THAT APPEALED TO ME	I WAS EMPLOYED BY AN MB CHURCH OR ORGANIZATION	SOMETHING ELSE	TOTAL
Q4: Pacific District	17.46% 11	39.68% 25	11.11% 7	25.40% 16	6.35% 4	34.43% 63
Q4: Central District	4.35% 2	28.26% 13	36.96% 17	19.57% 9	10.87% 5	25.14% 46
Q4: Southern District	17.91% 12	28.36% 19	22.39% 15	22.39% 15	8.96% 6	36.61% 67
Q4: LAMB District	0.00% 0	50.00% 1	0.00% 0	50.00% 1	0.00% 0	1.09% 2
Q4: Eastern District	25.00% 1	50.00% 2	0.00% 0	25.00% 1	0.00% 0	2.19% 4
Q4: I Do Not Know	0.00% 0	0.00% 0	0.00% 0	100.00% 1	0.00% 0	0.55% 1
Total Respondents	26	60	39	43	15	183

Q6 The U.S. Conference of MB Churches has a clear mission, purpose, and vision which I am pleased to support.

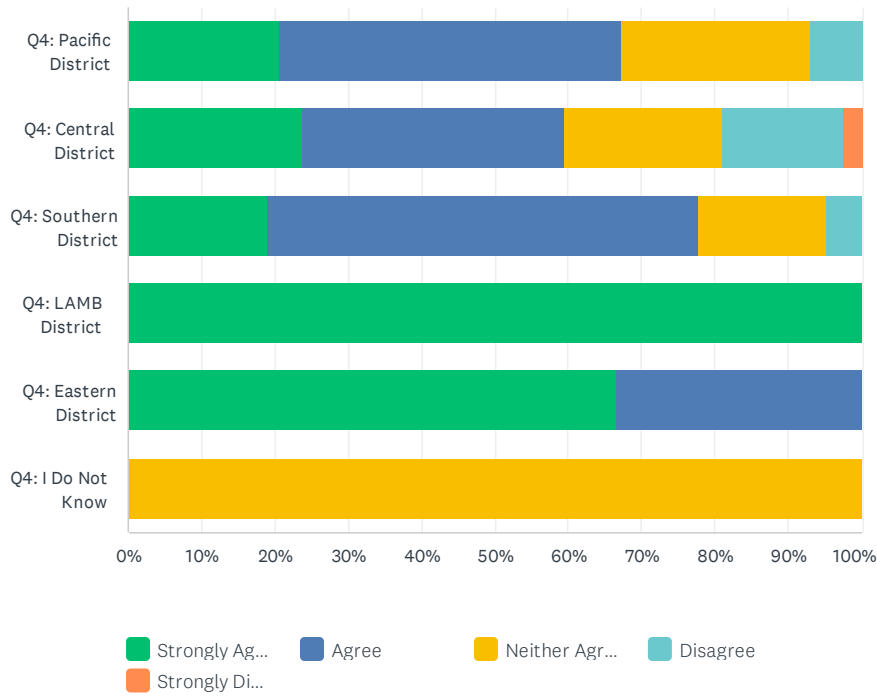
Answered: 169 Skipped: 14



	STRONGLY AGREE	AGREE	NEITHER AGREE NOR DISAGREE	DISAGREE	STRONGLY DISAGREE	TOTAL
Q4: Pacific District	18.97% 11	50.00% 29	18.97% 11	6.90% 4	5.17% 3	34.32% 58
Q4: Central District	21.95% 9	51.22% 21	19.51% 8	7.32% 3	0.00% 0	24.26% 41
Q4: Southern District	26.56% 17	46.88% 30	18.75% 12	7.81% 5	0.00% 0	37.87% 64
Q4: LAMB District	50.00% 1	50.00% 1	0.00% 0	0.00% 0	0.00% 0	1.18% 2
Q4: Eastern District	66.67% 2	33.33% 1	0.00% 0	0.00% 0	0.00% 0	1.78% 3
Q4: I Do Not Know	0.00% 0	100.00% 1	0.00% 0	0.00% 0	0.00% 0	0.59% 1
Total Respondents	40	83	31	12	3	169

Q7 The U.S. Conference of MB Churches serves its districts and churches in a manner that adds value to their district and/or church ministry.

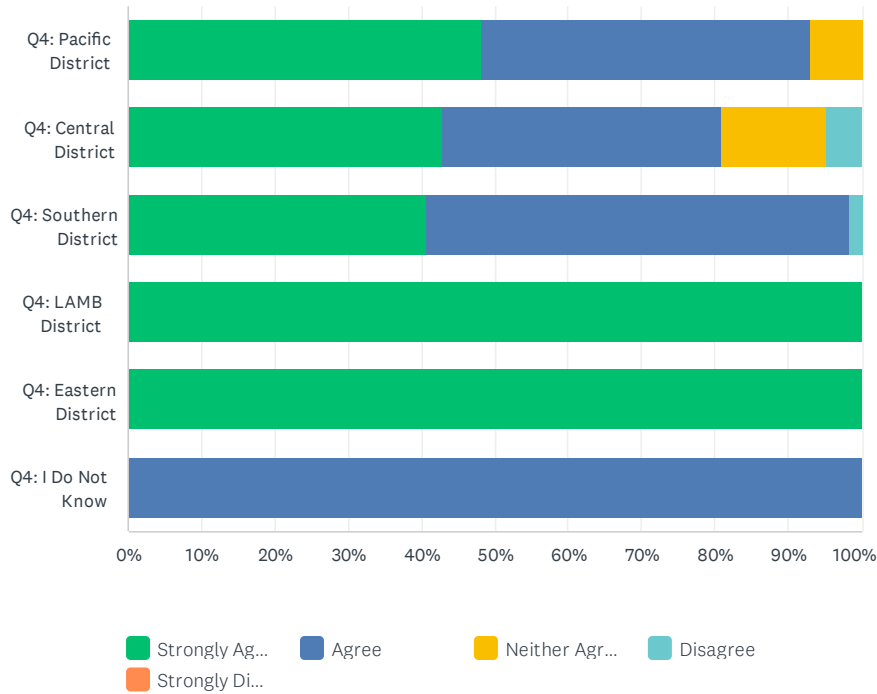
Answered: 169 Skipped: 14



	STRONGLY AGREE	AGREE	NEITHER AGREE NOR DISAGREE	DISAGREE	STRONGLY DISAGREE	TOTAL
Q4: Pacific District	20.69% 12	46.55% 27	25.86% 15	6.90% 4	0.00% 0	34.32% 58
Q4: Central District	23.81% 10	35.71% 15	21.43% 9	16.67% 7	2.38% 1	24.85% 42
Q4: Southern District	19.05% 12	58.73% 37	17.46% 11	4.76% 3	0.00% 0	37.28% 63
Q4: LAMB District	100.00% 2	0.00% 0	0.00% 0	0.00% 0	0.00% 0	1.18% 2
Q4: Eastern District	66.67% 2	33.33% 1	0.00% 0	0.00% 0	0.00% 0	1.78% 3
Q4: I Do Not Know	0.00% 0	0.00% 0	100.00% 1	0.00% 0	0.00% 0	0.59% 1
Total Respondents	38	80	36	14	1	169

Q8 The U.S. Conference of MB Churches' Confession of Faith is a clear and faithful document and represents well the commitment of my local church to sound doctrinal beliefs.

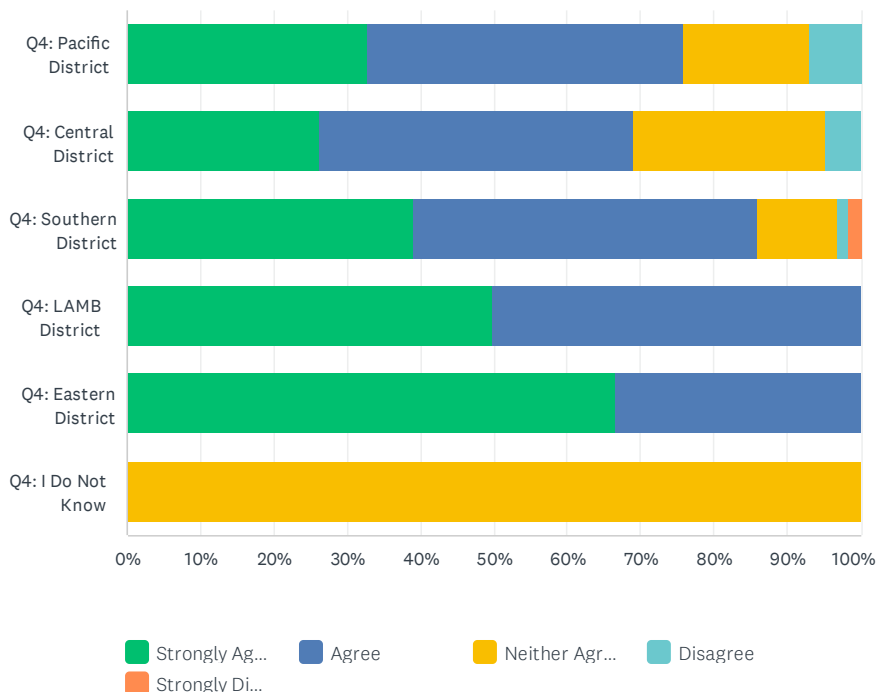
Answered: 170 Skipped: 13



	STRONGLY AGREE	AGREE	NEITHER AGREE NOR DISAGREE	DISAGREE	STRONGLY DISAGREE	TOTAL
Q4: Pacific District	48.28% 28	44.83% 26	6.90% 4	0.00% 0	0.00% 0	34.12% 58
Q4: Central District	42.86% 18	38.10% 16	14.29% 6	4.76% 2	0.00% 0	24.71% 42
Q4: Southern District	40.63% 26	57.81% 37	0.00% 0	1.56% 1	0.00% 0	37.65% 64
Q4: LAMB District	100.00% 2	0.00% 0	0.00% 0	0.00% 0	0.00% 0	1.18% 2
Q4: Eastern District	100.00% 3	0.00% 0	0.00% 0	0.00% 0	0.00% 0	1.76% 3
Q4: I Do Not Know	0.00% 0	100.00% 1	0.00% 0	0.00% 0	0.00% 0	0.59% 1
Total Respondents	77	80	10	3	0	170

Q9 The commitment of my church to the MB movement is strong and positive. We are pleased to be part of this conference with an Anabaptist heritage and would like to see this aspect of our identity strengthened.

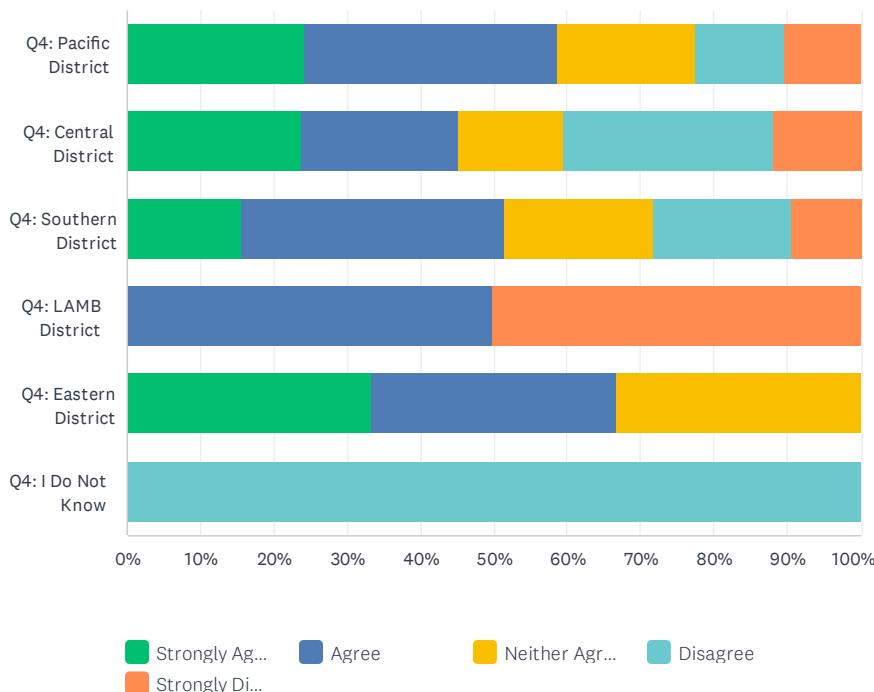
Answered: 170 Skipped: 13



	STRONGLY AGREE	AGREE	NEITHER AGREE NOR DISAGREE	DISAGREE	STRONGLY DISAGREE	TOTAL
Q4: Pacific District	32.76% 19	43.10% 25	17.24% 10	6.90% 4	0.00% 0	34.12% 58
Q4: Central District	26.19% 11	42.86% 18	26.19% 11	4.76% 2	0.00% 0	24.71% 42
Q4: Southern District	39.06% 25	46.88% 30	10.94% 7	1.56% 1	1.56% 1	37.65% 64
Q4: LAMB District	50.00% 1	50.00% 1	0.00% 0	0.00% 0	0.00% 0	1.18% 2
Q4: Eastern District	66.67% 2	33.33% 1	0.00% 0	0.00% 0	0.00% 0	1.76% 3
Q4: I Do Not Know	0.00% 0	0.00% 0	100.00% 1	0.00% 0	0.00% 0	0.59% 1
Total Respondents	58	75	29	7	1	170

Q10 A decreasing number of people in our churches have a Mennonite Brethren and/or Anabaptist background. This means USMB must redefine the core identity of our movement to reflect who we are becoming.

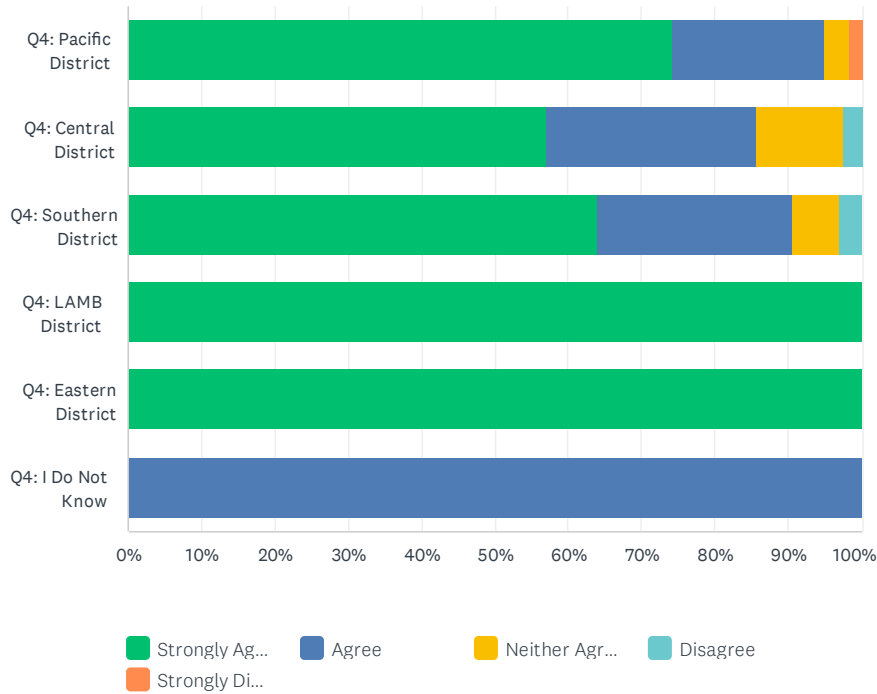
Answered: 170 Skipped: 13



	STRONGLY AGREE	AGREE	NEITHER AGREE NOR DISAGREE	DISAGREE	STRONGLY DISAGREE	TOTAL
Q4: Pacific District	24.14% 14	34.48% 20	18.97% 11	12.07% 7	10.34% 6	34.12% 58
Q4: Central District	23.81% 10	21.43% 9	14.29% 6	28.57% 12	11.90% 5	24.71% 42
Q4: Southern District	15.63% 10	35.94% 23	20.31% 13	18.75% 12	9.38% 6	37.65% 64
Q4: LAMB District	0.00% 0	50.00% 1	0.00% 0	0.00% 0	50.00% 1	1.18% 2
Q4: Eastern District	33.33% 1	33.33% 1	33.33% 1	0.00% 0	0.00% 0	1.76% 3
Q4: I Do Not Know	0.00% 0	0.00% 0	0.00% 0	100.00% 1	0.00% 0	0.59% 1
Total Respondents	35	54	31	32	18	170

Q11 It is essential that the U.S. Conference of MB churches have a clear position and values regarding the LGBTQ+ issue. We recognize this is an issue around which many denominational movements are fracturing. We need a faithful framework for addressing this issue.

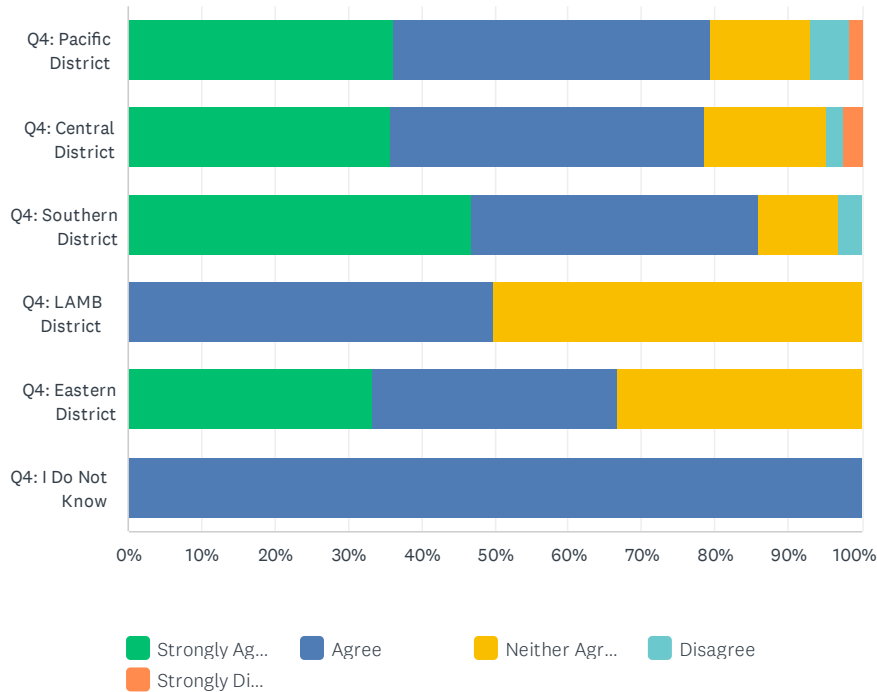
Answered: 170 Skipped: 13



	STRONGLY AGREE	AGREE	NEITHER AGREE NOR DISAGREE	DISAGREE	STRONGLY DISAGREE	TOTAL
Q4: Pacific District	74.14% 43	20.69% 12	3.45% 2	0.00% 0	1.72% 1	34.12% 58
Q4: Central District	57.14% 24	28.57% 12	11.90% 5	2.38% 1	0.00% 0	24.71% 42
Q4: Southern District	64.06% 41	26.56% 17	6.25% 4	3.13% 2	0.00% 0	37.65% 64
Q4: LAMB District	100.00% 2	0.00% 0	0.00% 0	0.00% 0	0.00% 0	1.18% 2
Q4: Eastern District	100.00% 3	0.00% 0	0.00% 0	0.00% 0	0.00% 0	1.76% 3
Q4: I Do Not Know	0.00% 0	100.00% 1	0.00% 0	0.00% 0	0.00% 0	0.59% 1
Total Respondents	113	42	11	3	1	170

Q12 The U.S. Conference of MB churches has an inadequate leadership pipeline to provide pastors and staff persons for our churches. We must determine an effective system for calling out, training, and deploying leaders, and any role for Fresno Pacific University and Tabor College as part of this pipeline.

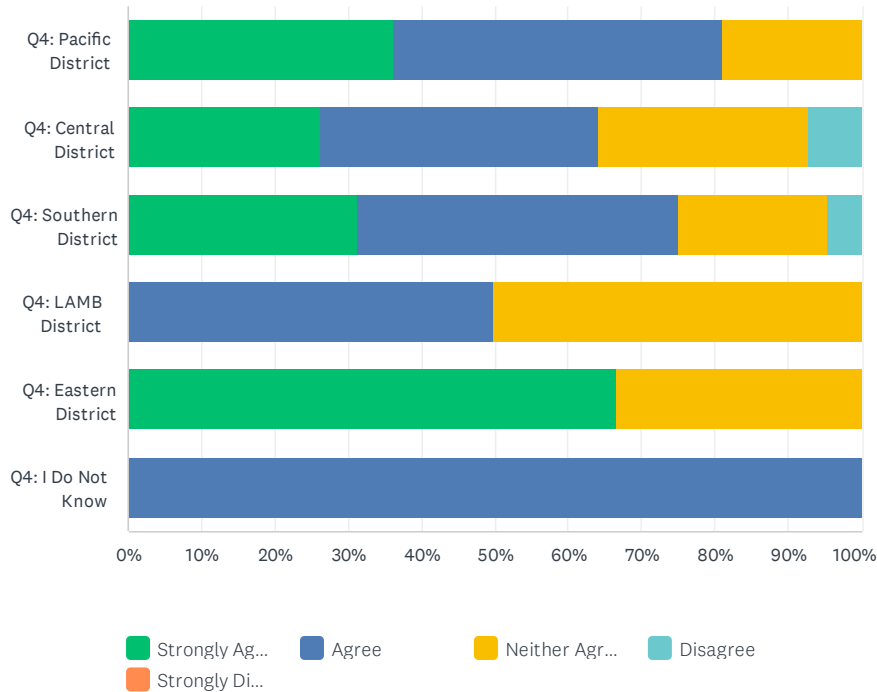
Answered: 170 Skipped: 13



	STRONGLY AGREE	AGREE	NEITHER AGREE NOR DISAGREE	DISAGREE	STRONGLY DISAGREE	TOTAL
Q4: Pacific District	36.21% 21	43.10% 25	13.79% 8	5.17% 3	1.72% 1	34.12% 58
Q4: Central District	35.71% 15	42.86% 18	16.67% 7	2.38% 1	2.38% 1	24.71% 42
Q4: Southern District	46.88% 30	39.06% 25	10.94% 7	3.13% 2	0.00% 0	37.65% 64
Q4: LAMB District	0.00% 0	50.00% 1	50.00% 1	0.00% 0	0.00% 0	1.18% 2
Q4: Eastern District	33.33% 1	33.33% 1	33.33% 1	0.00% 0	0.00% 0	1.76% 3
Q4: I Do Not Know	0.00% 0	100.00% 1	0.00% 0	0.00% 0	0.00% 0	0.59% 1
Total Respondents	67	71	24	6	2	170

Q13 Church planting among diverse people groups in the United States, Canada and throughout the world is an important priority for USMB. Yet we are not as effective as we could be in this area of ministry. We should develop a consistent and mobilizing strategy over the next five years.

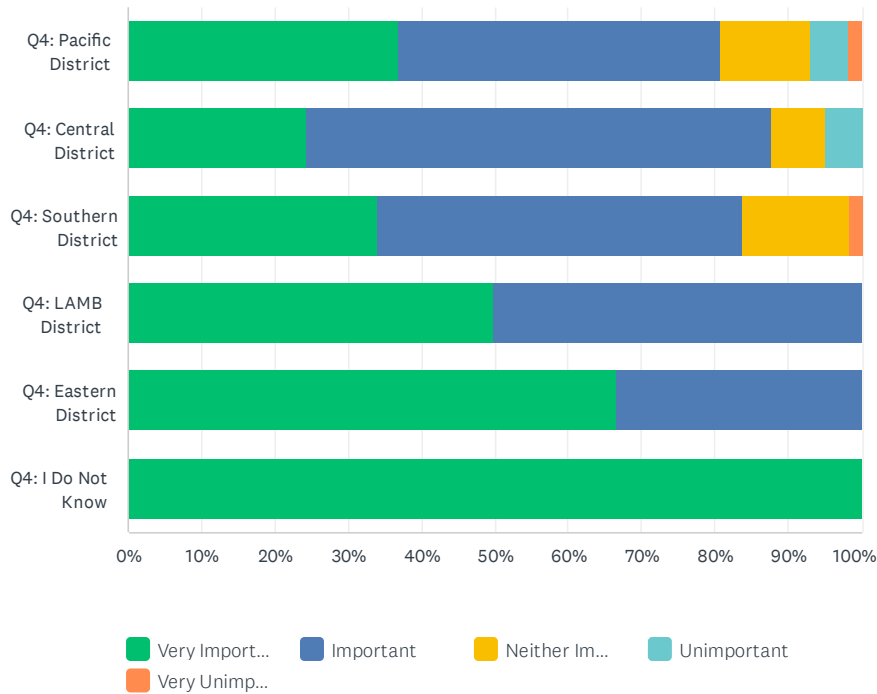
Answered: 170 Skipped: 13



	STRONGLY AGREE	AGREE	NEITHER AGREE NOR DISAGREE	DISAGREE	STRONGLY DISAGREE	TOTAL
Q4: Pacific District	36.21% 21	44.83% 26	18.97% 11	0.00% 0	0.00% 0	34.12% 58
Q4: Central District	26.19% 11	38.10% 16	28.57% 12	7.14% 3	0.00% 0	24.71% 42
Q4: Southern District	31.25% 20	43.75% 28	20.31% 13	4.69% 3	0.00% 0	37.65% 64
Q4: LAMB District	0.00% 0	50.00% 1	50.00% 1	0.00% 0	0.00% 0	1.18% 2
Q4: Eastern District	66.67% 2	0.00% 0	33.33% 1	0.00% 0	0.00% 0	1.76% 3
Q4: I Do Not Know	0.00% 0	100.00% 1	0.00% 0	0.00% 0	0.00% 0	0.59% 1
Total Respondents	54	72	38	6	0	170

Q14 A person with a solid MB background, knows and lives out our beliefs, loves our movement, and will seek to strengthen our churches.

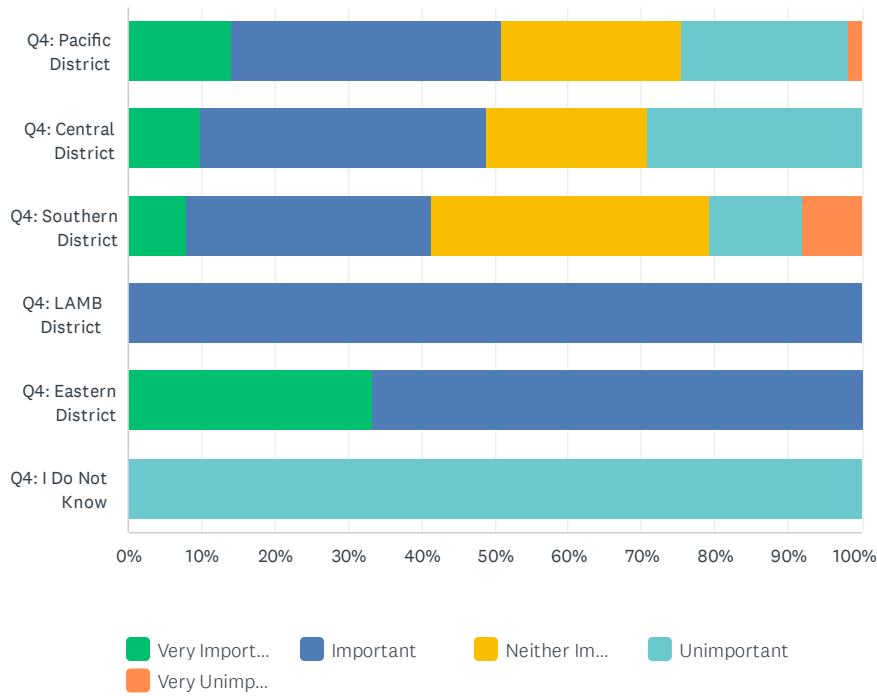
Answered: 166 Skipped: 17



	VERY IMPORTANT	IMPORTANT	NEITHER IMPORTANT NOR UNIMPORTANT	UNIMPORTANT	VERY UNIMPORTANT	TOTAL
Q4: Pacific District	36.84% 21	43.86% 25	12.28% 7	5.26% 3	1.75% 1	34.34% 57
Q4: Central District	24.39% 10	63.41% 26	7.32% 3	4.88% 2	0.00% 0	24.70% 41
Q4: Southern District	33.87% 21	50.00% 31	14.52% 9	0.00% 0	1.61% 1	37.35% 62
Q4: LAMB District	50.00% 1	50.00% 1	0.00% 0	0.00% 0	0.00% 0	1.20% 2
Q4: Eastern District	66.67% 2	33.33% 1	0.00% 0	0.00% 0	0.00% 0	1.81% 3
Q4: I Do Not Know	100.00% 1	0.00% 0	0.00% 0	0.00% 0	0.00% 0	0.60% 1
Total Respondents	56	84	19	5	2	166

Q15 A person committed to the larger Mennonite movement who will seek to connect us more deeply to the larger Christian tradition of which we are a part.

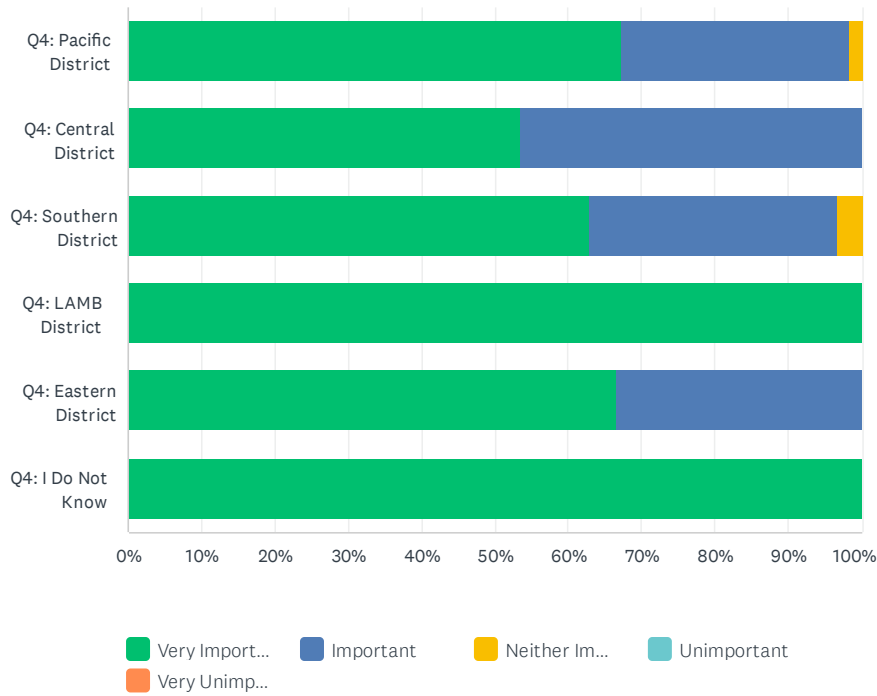
Answered: 167 Skipped: 16



	VERY IMPORTANT	IMPORTANT	NEITHER IMPORTANT NOR UNIMPORTANT	UNIMPORTANT	VERY UNIMPORTANT	TOTAL
Q4: Pacific District	14.04% 8	36.84% 21	24.56% 14	22.81% 13	1.75% 1	34.13% 57
Q4: Central District	9.76% 4	39.02% 16	21.95% 9	29.27% 12	0.00% 0	24.55% 41
Q4: Southern District	7.94% 5	33.33% 21	38.10% 24	12.70% 8	7.94% 5	37.72% 63
Q4: LAMB District	0.00% 0	100.00% 2	0.00% 0	0.00% 0	0.00% 0	1.20% 2
Q4: Eastern District	33.33% 1	66.67% 2	0.00% 0	0.00% 0	0.00% 0	1.80% 3
Q4: I Do Not Know	0.00% 0	0.00% 0	0.00% 0	100.00% 1	0.00% 0	0.60% 1
Total Respondents	18	62	47	34	6	167

Q16 Someone who loves the local church and will seek to strengthen the ability of the USMB to add value to the ministry of churches.

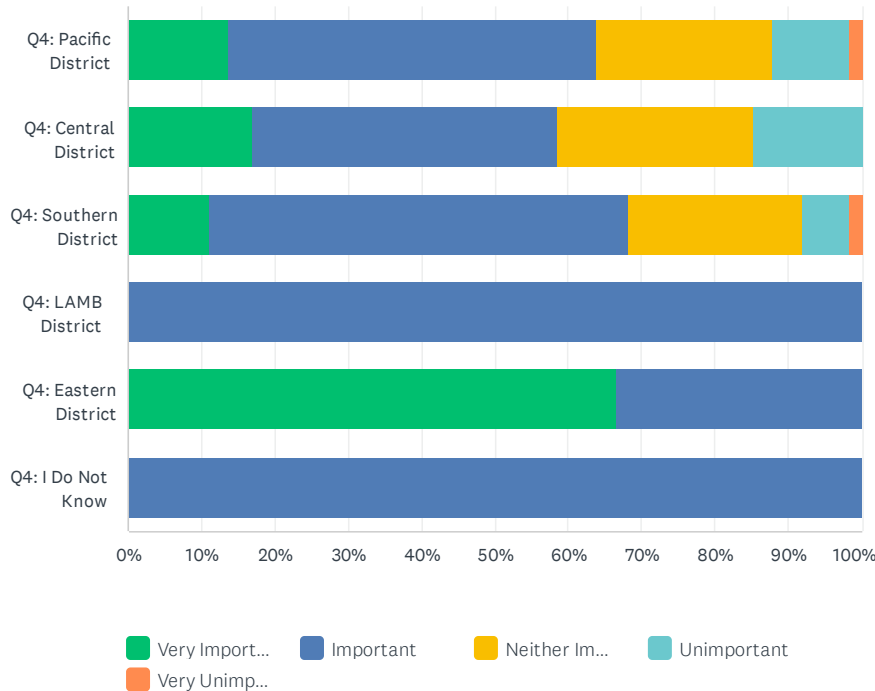
Answered: 167 Skipped: 16



	VERY IMPORTANT	IMPORTANT	NEITHER IMPORTANT NOR UNIMPORTANT	UNIMPORTANT	VERY UNIMPORTANT	TOTAL
Q4: Pacific District	67.24% 39	31.03% 18	1.72% 1	0.00% 0	0.00% 0	34.73% 58
Q4: Central District	53.66% 22	46.34% 19	0.00% 0	0.00% 0	0.00% 0	24.55% 41
Q4: Southern District	62.90% 39	33.87% 21	3.23% 2	0.00% 0	0.00% 0	37.13% 62
Q4: LAMB District	100.00% 2	0.00% 0	0.00% 0	0.00% 0	0.00% 0	1.20% 2
Q4: Eastern District	66.67% 2	33.33% 1	0.00% 0	0.00% 0	0.00% 0	1.80% 3
Q4: I Do Not Know	100.00% 1	0.00% 0	0.00% 0	0.00% 0	0.00% 0	0.60% 1
Total Respondents	105	59	3	0	0	167

Q17 A denominationalist who believes in the value of denominational structures and differing roles and will work in collaboration with district leaders to strengthen the work of and add value to the ministry of the five USMB districts.

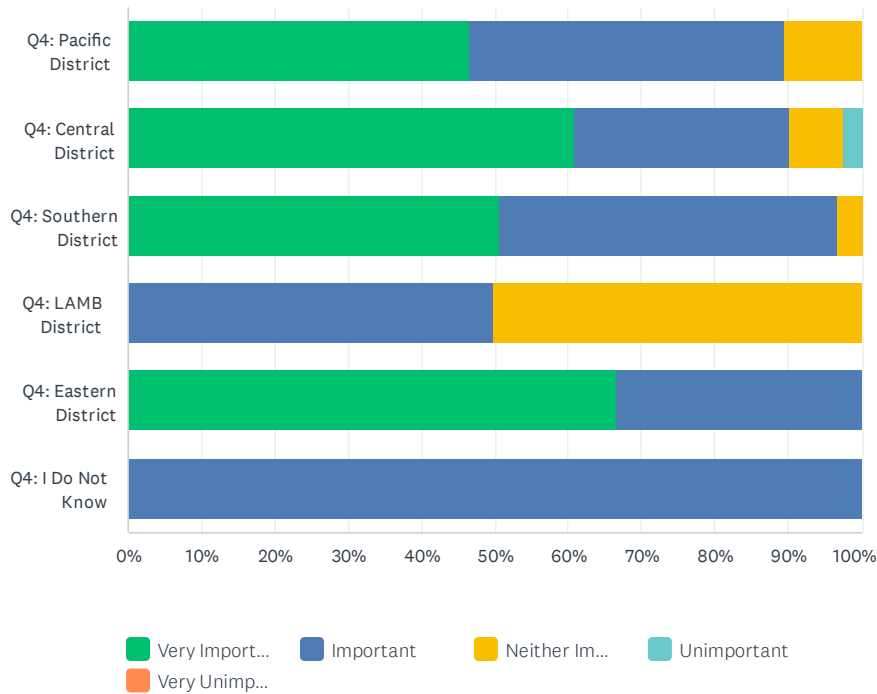
Answered: 168 Skipped: 15



	VERY IMPORTANT	IMPORTANT	NEITHER IMPORTANT NOR UNIMPORTANT	UNIMPORTANT	VERY UNIMPORTANT	TOTAL
Q4: Pacific District	13.79% 8	50.00% 29	24.14% 14	10.34% 6	1.72% 1	34.52% 58
Q4: Central District	17.07% 7	41.46% 17	26.83% 11	14.63% 6	0.00% 0	24.40% 41
Q4: Southern District	11.11% 7	57.14% 36	23.81% 15	6.35% 4	1.59% 1	37.50% 63
Q4: LAMB District	0.00% 0	100.00% 2	0.00% 0	0.00% 0	0.00% 0	1.19% 2
Q4: Eastern District	66.67% 2	33.33% 1	0.00% 0	0.00% 0	0.00% 0	1.79% 3
Q4: I Do Not Know	0.00% 0	100.00% 1	0.00% 0	0.00% 0	0.00% 0	0.60% 1
Total Respondents	24	86	40	16	2	168

Q18 A visionary leader who will cast a clear vision for the future of USMB in ways that are appealing and increase the unity of efforts throughout the USMB.

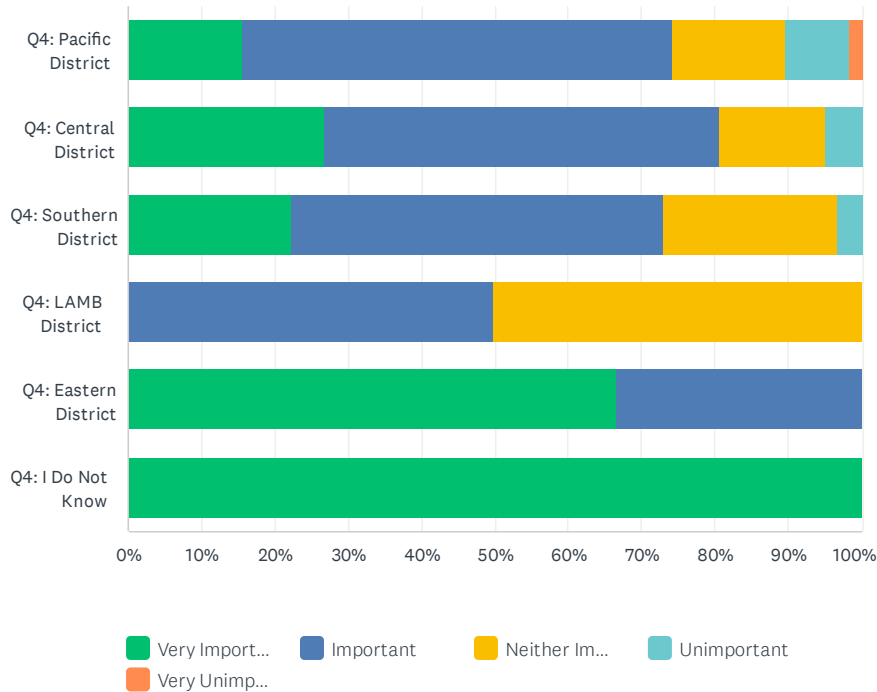
Answered: 168 Skipped: 15



	VERY IMPORTANT	IMPORTANT	NEITHER IMPORTANT NOR UNIMPORTANT	UNIMPORTANT	VERY UNIMPORTANT	TOTAL
Q4: Pacific District	46.55% 27	43.10% 25	10.34% 6	0.00% 0	0.00% 0	34.52% 58
Q4: Central District	60.98% 25	29.27% 12	7.32% 3	2.44% 1	0.00% 0	24.40% 41
Q4: Southern District	50.79% 32	46.03% 29	3.17% 2	0.00% 0	0.00% 0	37.50% 63
Q4: LAMB District	0.00% 0	50.00% 1	50.00% 1	0.00% 0	0.00% 0	1.19% 2
Q4: Eastern District	66.67% 2	33.33% 1	0.00% 0	0.00% 0	0.00% 0	1.79% 3
Q4: I Do Not Know	0.00% 0	100.00% 1	0.00% 0	0.00% 0	0.00% 0	0.60% 1
Total Respondents	86	69	12	1	0	168

Q19 A missiologist who sees the diverse future of the USMB movement as we continue to diversify in the demographics – race, ethnicity, language, socioeconomics, etc. – among our churches and who understands that church planting among diverse populations is a crucial part of our gospel mission as a conference.

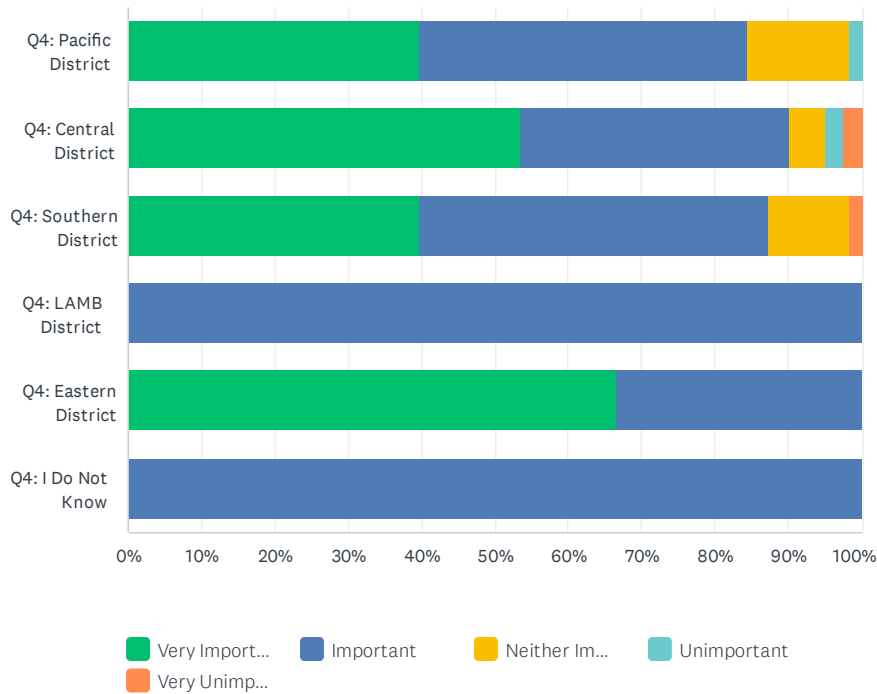
Answered: 168 Skipped: 15



	VERY IMPORTANT	IMPORTANT	NEITHER IMPORTANT NOR UNIMPORTANT	UNIMPORTANT	VERY UNIMPORTANT	TOTAL
Q4: Pacific District	15.52% 9	58.62% 34	15.52% 9	8.62% 5	1.72% 1	34.52% 58
Q4: Central District	26.83% 11	53.66% 22	14.63% 6	4.88% 2	0.00% 0	24.40% 41
Q4: Southern District	22.22% 14	50.79% 32	23.81% 15	3.17% 2	0.00% 0	37.50% 63
Q4: LAMB District	0.00% 0	50.00% 1	50.00% 1	0.00% 0	0.00% 0	1.19% 2
Q4: Eastern District	66.67% 2	33.33% 1	0.00% 0	0.00% 0	0.00% 0	1.79% 3
Q4: I Do Not Know	100.00% 1	0.00% 0	0.00% 0	0.00% 0	0.00% 0	0.60% 1
Total Respondents	37	90	31	9	1	168

Q20 A strong leader who is not afraid to express proactive leadership, wade into controversial issues, and seek solutions to challenges within the USMB conference.

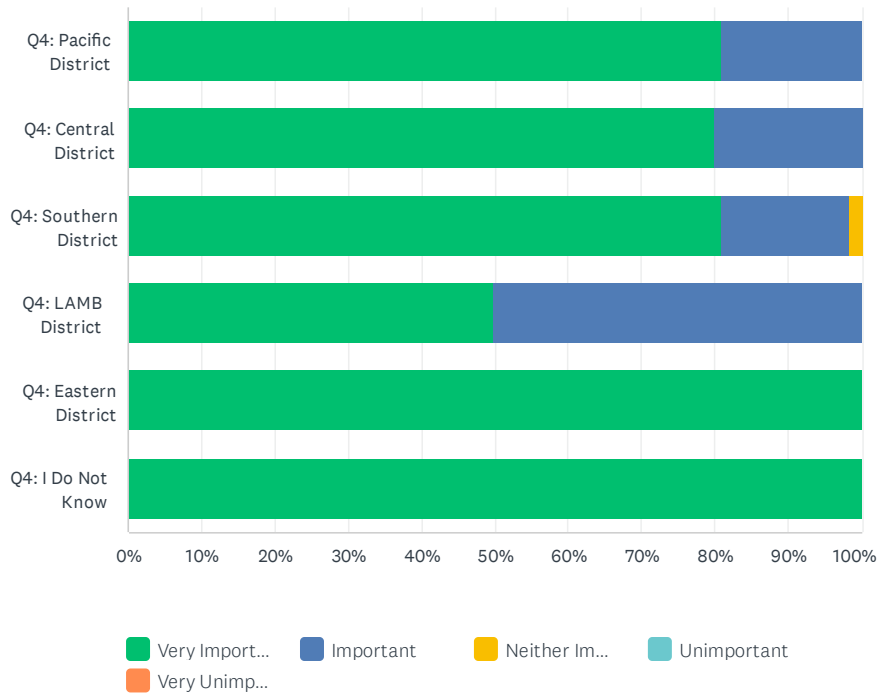
Answered: 168 Skipped: 15



	VERY IMPORTANT	IMPORTANT	NEITHER IMPORTANT NOR UNIMPORTANT	UNIMPORTANT	VERY UNIMPORTANT	TOTAL
Q4: Pacific District	39.66% 23	44.83% 26	13.79% 8	1.72% 1	0.00% 0	34.52% 58
Q4: Central District	53.66% 22	36.59% 15	4.88% 2	2.44% 1	2.44% 1	24.40% 41
Q4: Southern District	39.68% 25	47.62% 30	11.11% 7	0.00% 0	1.59% 1	37.50% 63
Q4: LAMB District	0.00% 0	100.00% 2	0.00% 0	0.00% 0	0.00% 0	1.19% 2
Q4: Eastern District	66.67% 2	33.33% 1	0.00% 0	0.00% 0	0.00% 0	1.79% 3
Q4: I Do Not Know	0.00% 0	100.00% 1	0.00% 0	0.00% 0	0.00% 0	0.60% 1
Total Respondents	72	75	17	2	2	168

Q21 A person with deep spiritual character who is continually maturing as a disciple and will be respected as a spiritual leader of the USMB movement.

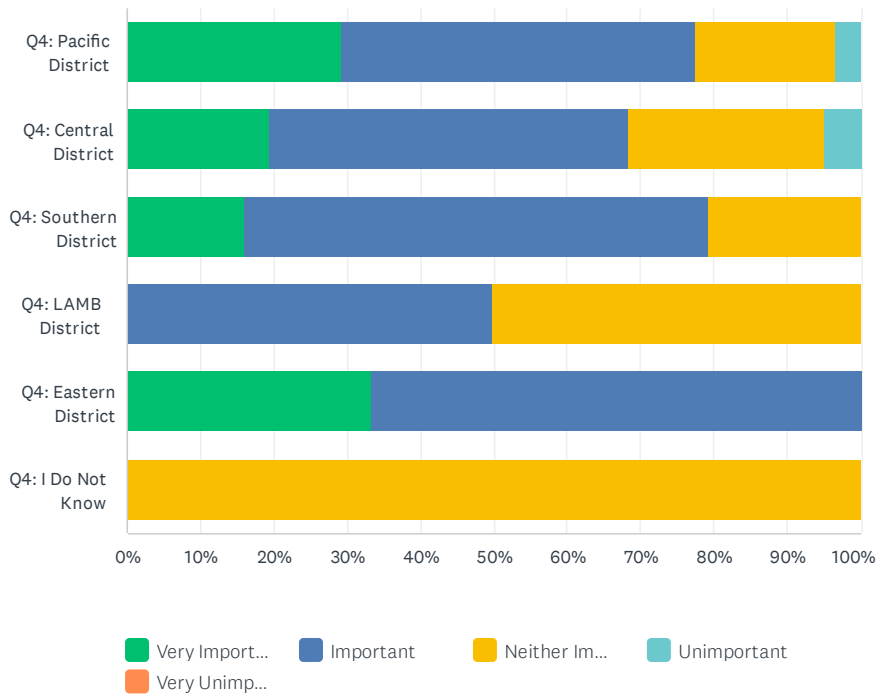
Answered: 167 Skipped: 16



	VERY IMPORTANT	IMPORTANT	NEITHER IMPORTANT NOR UNIMPORTANT	UNIMPORTANT	VERY UNIMPORTANT	TOTAL
Q4: Pacific District	81.03% 47	18.97% 11	0.00% 0	0.00% 0	0.00% 0	34.73% 58
Q4: Central District	80.00% 32	20.00% 8	0.00% 0	0.00% 0	0.00% 0	23.95% 40
Q4: Southern District	80.95% 51	17.46% 11	1.59% 1	0.00% 0	0.00% 0	37.72% 63
Q4: LAMB District	50.00% 1	50.00% 1	0.00% 0	0.00% 0	0.00% 0	1.20% 2
Q4: Eastern District	100.00% 3	0.00% 0	0.00% 0	0.00% 0	0.00% 0	1.80% 3
Q4: I Do Not Know	100.00% 1	0.00% 0	0.00% 0	0.00% 0	0.00% 0	0.60% 1
Total Respondents	135	31	1	0	0	167

Q22 A futurist and simultaneously a realist and mediator who understands we are now in a post-denominational era that is significantly impacting smaller denominations like USMB. Therefore, we need to clarify the USMB identity and move forward knowing that this can present challenges on many levels.

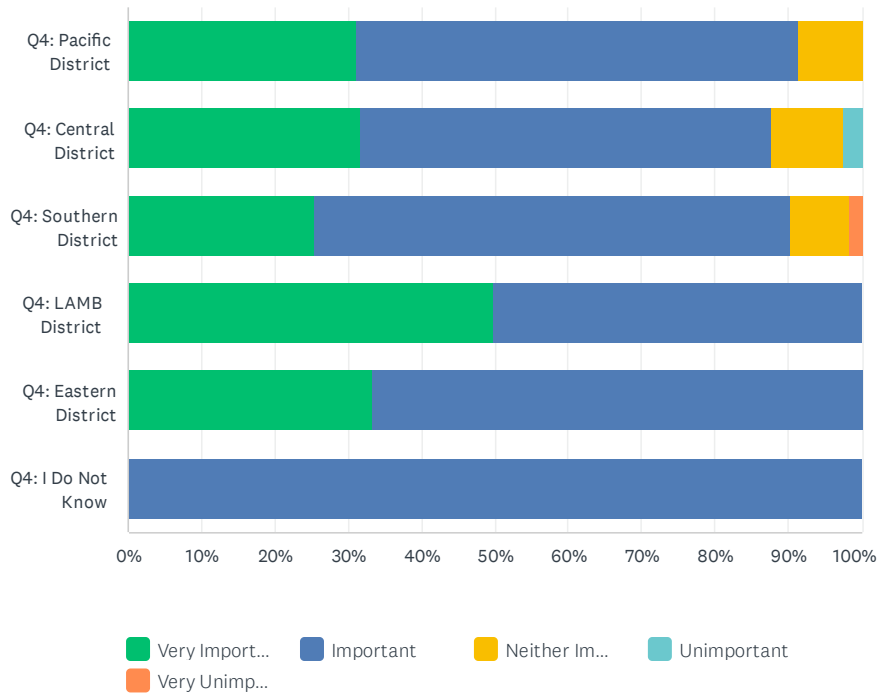
Answered: 168 Skipped: 15



	VERY IMPORTANT	IMPORTANT	NEITHER IMPORTANT NOR UNIMPORTANT	UNIMPORTANT	VERY UNIMPORTANT	TOTAL
Q4: Pacific District	29.31% 17	48.28% 28	18.97% 11	3.45% 2	0.00% 0	34.52% 58
Q4: Central District	19.51% 8	48.78% 20	26.83% 11	4.88% 2	0.00% 0	24.40% 41
Q4: Southern District	15.87% 10	63.49% 40	20.63% 13	0.00% 0	0.00% 0	37.50% 63
Q4: LAMB District	0.00% 0	50.00% 1	50.00% 1	0.00% 0	0.00% 0	1.19% 2
Q4: Eastern District	33.33% 1	66.67% 2	0.00% 0	0.00% 0	0.00% 0	1.79% 3
Q4: I Do Not Know	0.00% 0	0.00% 0	100.00% 1	0.00% 0	0.00% 0	0.60% 1
Total Respondents	36	91	37	4	0	168

Q23 A teambuilder who will recruit and coach a national staff team who work to add value to districts and churches and to increase the effectiveness of the national USMB.

Answered: 168 Skipped: 15



	VERY IMPORTANT	IMPORTANT	NEITHER IMPORTANT NOR UNIMPORTANT	UNIMPORTANT	VERY UNIMPORTANT	TOTAL
Q4: Pacific District	31.03% 18	60.34% 35	8.62% 5	0.00% 0	0.00% 0	34.52% 58
Q4: Central District	31.71% 13	56.10% 23	9.76% 4	2.44% 1	0.00% 0	24.40% 41
Q4: Southern District	25.40% 16	65.08% 41	7.94% 5	0.00% 0	1.59% 1	37.50% 63
Q4: LAMB District	50.00% 1	50.00% 1	0.00% 0	0.00% 0	0.00% 0	1.19% 2
Q4: Eastern District	33.33% 1	66.67% 2	0.00% 0	0.00% 0	0.00% 0	1.79% 3
Q4: I Do Not Know	0.00% 0	100.00% 1	0.00% 0	0.00% 0	0.00% 0	0.60% 1
Total Respondents	49	103	14	1	1	168